



Open Access : : ISSN 1847-9286

<https://pub.iapchem.org/ojs/index.php/JESE>

Short communications

Effect of supplied CO-CO₂ in the presence of carbon

Lisa Deleebeeck[✉] and Kent Kammer Hansen[✉]

Department of Energy Conversion and Storage, Danish Technical University (DTU), Risø Campus, Frederiksborgvej 399, PO BOX 49, DK-4000 Roskilde, Denmark

[✉]Corresponding Author: ldel@dtu.dk; Tel.: +45-46 77 58 35; [✉]Scientific enquiries: kkha@dtu.dk

Received: November 11, 2014; Revised: January 28, 2015 Published: March 15, 2015

Abstract

The effect of varying the CO-CO₂ and CO₂-N₂ ratios was investigated in the presence of coal in a specially designed 3-electrode setup, used to simulate the anode compartment in a hybrid direct carbon fuel cell (HDCFC). The HDCFC consists of a hybrid between a molten carbonate and a solid oxide fuel cell (SOFC). It was shown that the cell performance improved with increased CO₂ content in the CO₂-N₂ mixture, due to the formation of CO from the inverse Boudouard reaction. The same was seen for CO/CO₂ gas mixtures in the presence of coal, in contrast to CO-fueled SOFCs.

Keywords

Hybrid direct carbon fuel cell (HDCFC); DCFC; 3-electrode; Half-cell; Cyclic voltammetry (CV); Coal; Carbon monoxide

Introduction

Direct carbon fuel cells (DCFCs) include different types of fuel cells, which may be differentiated by their electrolytes: including molten hydroxide, molten carbonate and solid oxide [1,2]. Solid oxide fuel cell (SOFC)-type DCFCs are identical to gas-fueled (e.g. H₂, CO) SOFCs, with the addition of carbon loaded into the anode chamber, either in direct contact with the electrolyte, typically yttria-stabilized zirconia (YSZ), or with an anode layer (e.g. Ni-YSZ). Carbon sources may include carbon black, graphite, coals or various types of biomass [3]. Due to the solid nature of the fuel and the electrolyte, the electrochemically active contact area is relatively limited in SOFC-type DCFCs. To partially overcome this limitation, molten slurries containing dispersed carbon are introduced into the anode chamber. Molten materials include metals [4] or alkali carbonates (e.g., (Li-K)₂CO₃), where the latter is termed a hybrid direct carbon fuel cell (HDCFC) as it is a hybrid between molten carbonate (MCFC) and SOFCs [2].

Several reports in the literature have previously dealt with gas-fueled SOFC performance at various CO:CO₂ ratios, focusing primarily on different anode/fuel-electrode materials, including Ni-YSZ [5,6], gadolium-doped ceria (GDC) [7], La_{1-x}Sr_xCr_{1-y}Mn_yO_{3±δ} (LSMC) and Pt-(Ce, Y, Zr)O_{2-δ} [8]. When operating in fuel- [9] or electrolyzer-cell [5] modes, the deposition of carbon is undesirable in these systems, as this leads to decreased electrochemical activity, and destruction of Ni-YSZ electrodes due to carbon dusting of Ni. In the case of DCFCs, carbon is purposefully loaded into the anode chamber to serve as a source of fuel. In this investigation, we explore the effects of variable CO:CO₂ ratio on fuel cell performance of a Ni-YSZ anode in the presence, and absence (CO-fueled SOFC), of carbon fuel (treated anthracite and bituminous coals, SOFC-type DCFC) and mixed carbon-carbonate (HDCFC). Although such a combination of fuels (solid carbon and CO_(g)) is unlikely in technological applications, these investigations aid in the understanding of the chemical reactions occurring in the vicinity of the anode within the carbon-molten carbonate slurry of a HDCFC.

Experimental

Three types of coal were acquired from INCAR (Spain): milled and demineralised bituminous (Coal I) [10], carbonized, milled and demineralised anthracite (Coal II) and milled bituminous coal (Coal III). Coals were combined, as received, with (62-38 wt% Li-K)₂CO₃ (CO3) (4:1 wt% C:CO3) and ball milled dry for 3 h. Mixed coal-carbonate, carbonate and B-II coal alone were loaded into a zirconia tube sealed onto a 3-electrode (3E) YSZ pellets developed at DTU-Risø [11,12], equipped with a Au mesh at the Ni-YSZ working electrode (WE, 7.4 mm diameter), and Pt counter (CE) and reference electrodes (RE), as described in Deleebeeck and Hansen [13], and shown schematically in Figure 1.

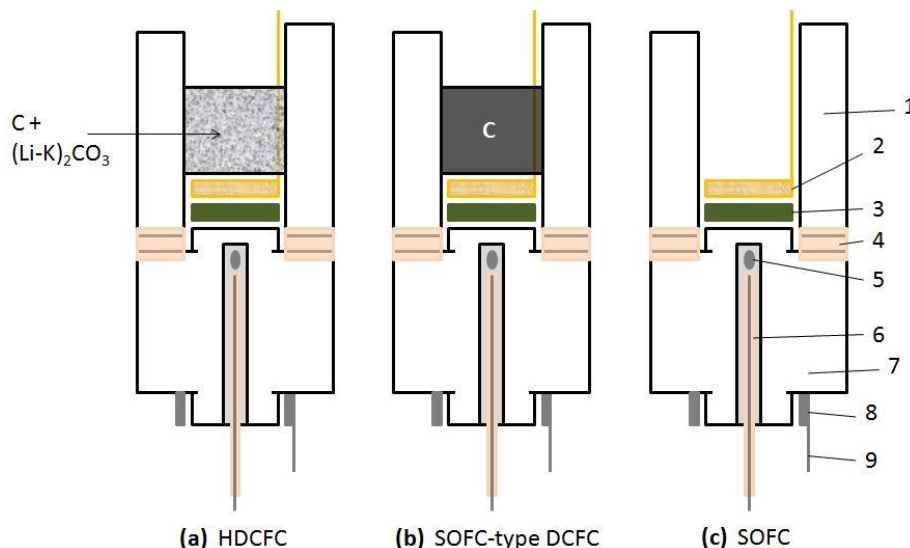


Figure 1. Three-electrode half-cell electrochemical setup, illustrated as cross-sections, with (a) carbon and carbonate (HDCFC configuration) and (b) carbon (SOFC-type DCFC configuration) loaded at the WE, as well as (c) without solid carbon fuel (gaseous-fueled SOFC configuration). Where 1 = zirconia tube, 2 = WE current collector (Au), 3 = Ni-YSZ WE layer, 4 = alumina sealant, 5 = RE (Pt), 6 = alumina tube/guide rod, 7 = YSZ pellet, 8 = CE (Pt), and 9 = CE current collector (Pt).

Cells were heated to 800 °C in N₂ (180 °C/h), and held at 800 °C for 30 min. Experiments were carried out between 700 and 800 °C in mixed N₂-CO₂ and CO-CO₂ environments (2.3 L/h total flow rate). Chronopotentiometry was performed to determine open circuit potential (OCP) by holding

current fixed at 0 mA for 5 min. OCP was determined by combining potential measured during chronopotentiometry (galvanostatic measurement) with pO₂ sensor data acquired simultaneously, such that OCP values are reported as absolute values vs. Pt/air. Cyclic voltammetry (CV) was acquired between ± 500 mV vs. internal RE (Pt/CO-CO₂, termed 'potential difference', ΔE) at 10 mV/s (3 replicate cycles). From CV measurements, current, reported in mA, was measured at a fixed overpotential (η) of 500 mV vs. OCP (Pt/air). The natural logarithm of currents measured at fixed overpotential was plotted versus inverse temperature in Kelvin according to the Arrhenius equation, allowing the calculation of activation energies E_a/eV. Electrochemical impedance spectroscopy (EIS) was acquired between 85,000 and 0.1 Hz (6 pts/decade) with an AC perturbation of 30 mV. Nyquist plots of EIS data were fitted using a model circuit consisting of a series resistance (R_s) in series with two resistor-constant phase element units (RQ, in parallel). Polarization resistance (R_p) was calculated from the sum of the two resistors in series.

Results and discussion

Temperature

Typical CV data acquired in the presence of carbonate (Li-K)₂CO₃, Coal III_CO3 and Coal III (only), *i.e.*, without carbonate present, at 800 °C in 96-4 vol% N₂-CO₂ is shown in Figure 2(a). These CVs illustrate the various types of direct carbon/coal fuel cell (DCFC) performance investigation, including a SOFC-type DCFC [1] with only carbon (Coal III) present at the WE (Figure 1(b)), and a HDCFC [2] with mixed carbon-carbonate (Coal III_CO3) present (Figure 1(a)) [14-16]. The CV acquired in molten carbonate 62-38 wt% (Li-K)₂CO₃ represents the potential cycling of the Ni-YSZ anode in a molten carbonate environment, and is included to illustrate the difference versus a HDCFC [17].

As seen in Figure 2(a), SOFC-type DCFC performance was relatively limited due the finite contact between solid carbon and the WE. HDCFC performance was greater due to the extended contact between the carbon fuel and electrolyte, as expanded by the molten carbonate medium. Further, the CV shape of carbonate and mixed carbon-carbonate are seen to differ significantly. With the exception of Ni-YSZ in molten carbonate, the chemistry in this investigation is expected to be dominated by two processes at the WE: the Boudouard equilibrium (Reaction 1) and the electrochemical oxidation of CO by O²⁻ (Reaction 2) supplied through the YSZ electrolyte or CO₃²⁻ (Reaction 3) [18]. Additionally, reactions occurring at the WE include, amongst others, the decomposition/formation of carbonate (Reaction 4), while CO₂ reduction (reverse of Reaction 2) proceeds at the CE and RE [19].



Current was measured at a fixed overpotential (η) of 500 mV (vs. OCP), as illustrated in Figure 2(a) for Coal III_CO3, between 700 and 800 °C in 96-4 N₂-CO₂, and are plotted according to the Arrhenius equation in Figure 2(b). SOFC-type DCFC (Coal III (only)) showed activation energy of 2.73 eV, while HDCFC (Coal III_CO3) showed a significantly lower E_a (1.27 eV) under identical conditions, illustrating that addition of molten carbonate significantly facilitated (lower E_a) the oxidation of carbon under these conditions. The presence of the Ni-YSZ anode was not found to

significantly influence the E_a values determined for carbon black in the HDCFC configuration, however, the magnitude of the measured current was significantly reduced [19].

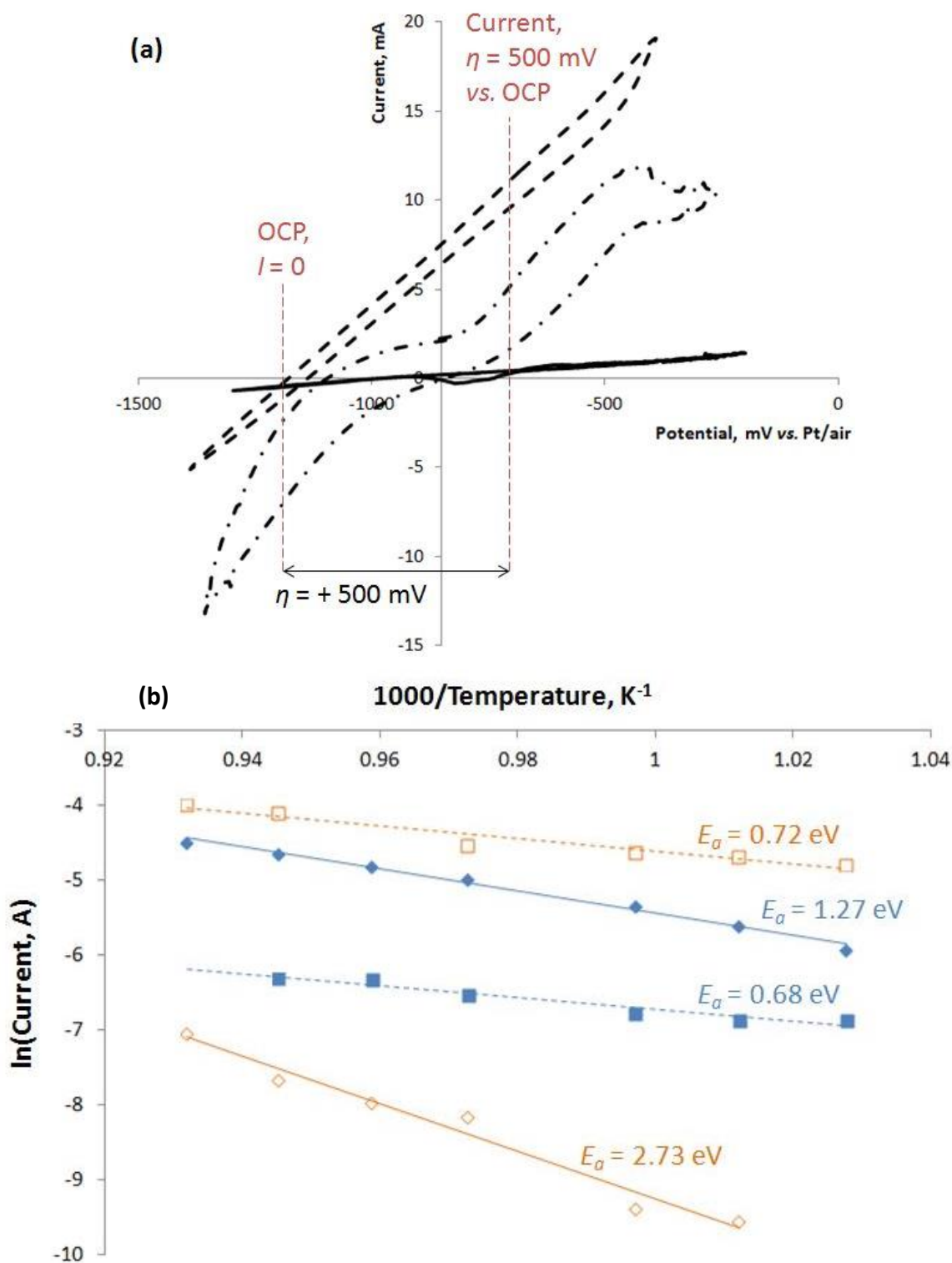


Figure 2. (a) CV acquired at 800 °C in 96-4 vol % N₂-CO₂ (6 L/h total flow), plotted as a function of potential for carbonate (Li-K)₂CO₃ (- · - ·), Coal III + CO₃ (Coal III_CO3, - - - -) and Coal III (only) (----) loaded at the WE of a 3E half-cell.

(b) Arrhenius plot of Coal III_CO3 (closed symbols) in 96-4 vol% N₂-CO₂ (◇, acting as a HDCFC) and 50-50 vol% CO-CO₂ (□), and Coal III (only) (open symbols) in 96-4 vol% N₂-CO₂ (◇, acting as an SOFC-type DCFC) and 50-50 vol% CO-CO₂ (□).

Activation energies were calculated for both systems (Coal III_CO3 and Coal III (only)) in 50-50 vol% CO-CO₂, giving similar values (0.68 and 0.72 eV, respectively), suggesting that reaction(s) were dominated by the oxidation of CO in both cases. These experiments [13,18,19] do not allow the distinction between oxidants (CO₃²⁻ and O²⁻), such that the primary electrochemical reaction(s) may include Reactions 2, 3 or both. These activation energy values are slightly lower than those determined on patterned Ni (on YSZ) electrodes (0.85-1.42 eV) [20], but are within the range calculated (0.43-1.64 eV), depending on the rate determining step (RDS), for CO oxidation on Ni-YSZ [21]. Previous side-by-side comparisons of CO-fueled and carbon-loaded SOFCs have included dry CO vs. Fe-loaded activated carbon over a Cu/CeO₂ anode between 700 and 850 °C [22] and over a Ag/GDC anode ((La,Sr)(Ga,Mg)O_{3-δ} electrolyte) at 850 °C [23], coconut carbon-charcoal over a Ag-impregnated Ni-YSZ anode under various sweep gases (He, 8.6 vol% CO₂-He, and 7.4 vol% CO-He) at 750 °C [24], and 92-8 and 50-50 vol% CO-CO₂ vs. lignite coal over a Ni-YSZ/Ni-GDC anode between 750 and 850 °C [25]. Previous studies [22-25] have been carried out in full-cell configurations.

Variable CO₂ content

For each sample, temperature was fixed and content of CO₂ varied in mixed N₂-CO₂ and CO-CO₂ environments. Typical results, including OCP and currents measured at fixed overpotential, in N₂-CO₂ are shown for Coal I_CO3 (770 °C), Coal II_CO3 (770 °C) and Coal III_CO3 (755 °C) in Figures 3-5. In all cases, OCP was seen to decrease as content of CO₂ increased, as expected, due to the inverse relationship between electrochemical potential (E(V)) and the partial pressure of CO₂ (p_{CO_2}) in the Nernst Equation (Equation 5) for the oxidation of CO (Reactions 2-3). Current measured at fixed overpotential was seen to increase (Coal I_CO3 and Coal III_CO3) or remain essentially constant (Coal II_CO3) as content of CO₂ increased in mixed N₂-CO₂, as we have shown previously for carbon black [13]. Electrochemical performance, expressed as current at fixed overpotential, varied being coal samples according to source coal characteristics, with bituminous coal (Coals I and III) with lower degree of crystallinity (less graphitic nature) and higher oxygen to carbon content ratios generally showing higher activity. Single-atmosphere half-cell performance as a function of carbon fuel characteristics is discussed in more detail in [19]. As more CO₂ was supplied to the carbon bed, the inverse Boudouard reaction (Reaction 1) produced CO, which was subsequently electrochemically oxidized, generating current under load ($E > OCP$). Activation (increased current under load) as content of CO₂ increased was also seen in EIS data, where R_p decreased (activity increased) with content of CO₂ in N₂-CO₂. Figure 3(d) further illustrates that R_s was largely unaffected by variation in content of CO₂.

$$E = E^0 - \frac{RT}{2F} \ln \left(\frac{p_{CO}}{p_{CO_2}} \right) \quad (5)$$

In Equation 5, E^0 and E are the standard and measured potentials (mV vs. Pt/air), R the ideal gas constant, F is Faraday's constant, T is temperature in Kelvin, and p_{CO} and p_{CO_2} are the partial pressures of CO and CO₂, respectively, where $p_{CO} + p_{CO_2} = 1$ atm. It should be noted that OCP is a function of p_{CO} and p_{CO_2} in the pore volume of the Ni-YSZ WE, which may differ significantly from the introduced gaseous atmosphere [15, 16]. Especially p_{CO} will vary as a function of experimental variables, including its relative rates of formation through the Boudouard reaction (Reaction 1) and consumption through electrochemical oxidation (Reactions 2 and 3). The Boudouard reaction will depend on temperature, p_{CO_2} , and the reactivity of carbon. While solid carbon is typically

ascribed an activity of one, which is assumed to remain unchanged with time, carbon reactivity will depend on its characteristics: degree of crystallinity/graphitic nature, surface area, pore volume, concentration and type of surface groups and hetero-atoms, presence of catalytic/inhibiting impurities, etc. [19].

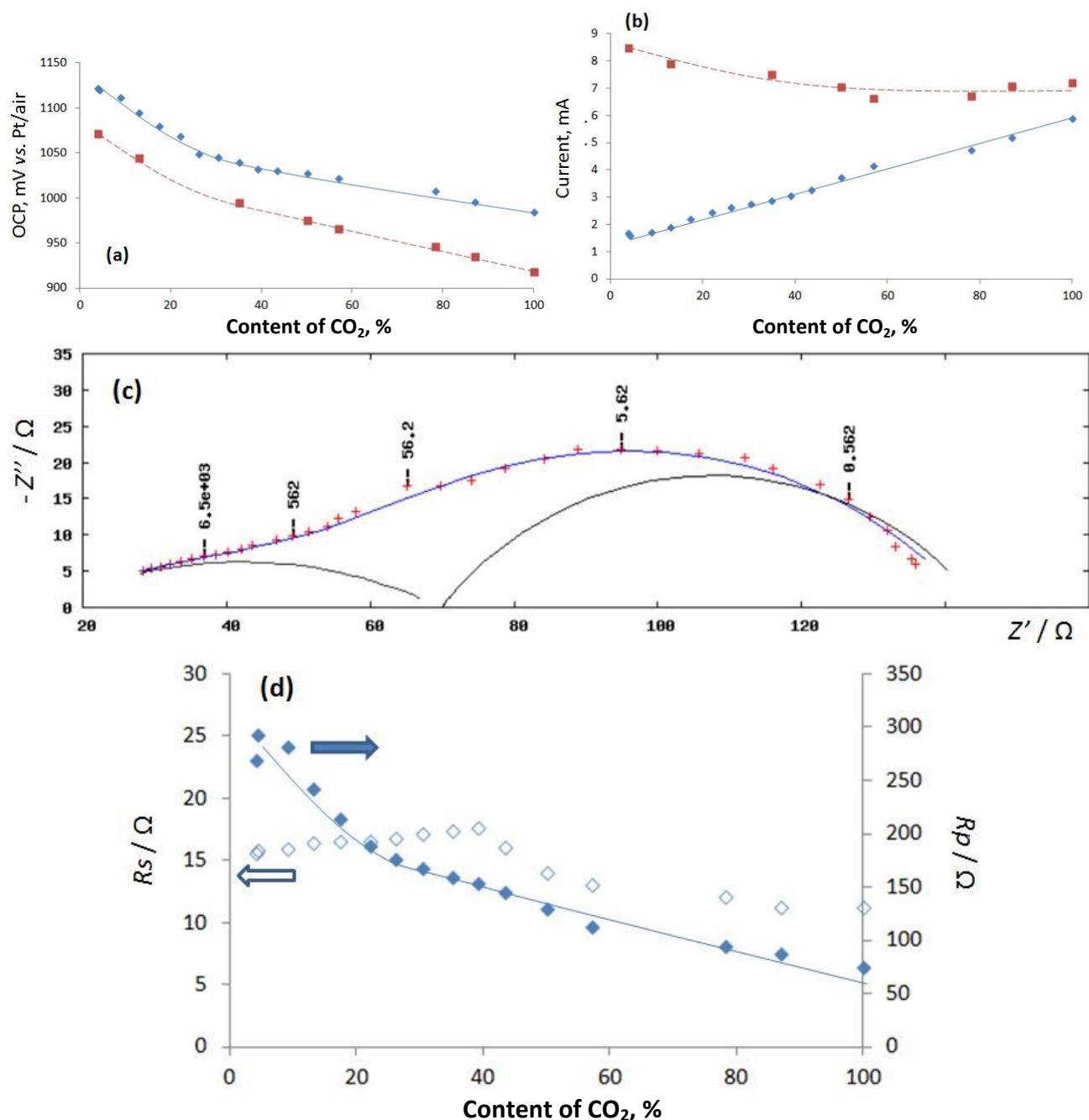


Figure 3. Milled and demineralised bituminous coal (Coal I_CO3) at 770 °C. (a) OCP and (b) current measured at $\eta = 500$ mV in N₂-CO₂ (◇) and CO-CO₂ (□). (c) Typical Nyquist plot acquired at 770 °C in 50-50 vol% N₂-CO₂, where points represent acquired data, curves represent the fit of the model circuit (Rs-RQ-RQ), and frequencies are given in Hz. (d) Rs (open symbols) and Rp (closed symbols) as a function of content of CO₂ in N₂-CO₂. In (a), (b) and (d), points represent acquired data, while lines are included only as visual aids.

Figures 3-5 illustrate how OCP and current measured at fixed overpotential vary as a function of content of CO₂ in CO-CO₂. In all cases, OCP is seen to decrease with increasing content of CO₂, as in mixed N₂-CO₂ environments. Decreasing OCP values with increasing CO₂ in mixed CO-CO₂ is consistent with behavior previously reported in the literature for Ni-YSZ [6,9,26] and GDC anodes [7]. As

seen in Figures 3 and 5, OCP values under identical experimental conditions, such as under 100 % CO₂ may not necessarily coincide, this arises due to changing reactivity of the carbon bed as a function of time [19], such that local p_{CO}/p_{CO_2} are non-identical despite the same gaseous atmosphere being introduced. As shown in Figure 3, current under load was seen to decrease with increasing content of CO₂ in CO-CO₂ for Coal I_CO3. As supplied CO was assumed to be the primary electrochemical reactant, decreased content of CO in the supplied gas (CO-CO₂) was expected to result in decreased activity (current at fixed overpotential), with performance dramatically reduced in the absence of supplied CO (*i.e.* 100 % CO₂) [26]. However, activity in the presence of Coal I_CO3 remained essentially constant at > 50 % CO₂ in mixed CO-CO₂. This suggested that the inclusion of CO₂ to the reaction gas (supplied CO) allowed for the inverse Boudouard reaction (Reaction 1) to supply CO produced inside the reaction chamber, in the Coal I carbon bed. Supply of internally generated CO kept electrochemical activity from decreasing as externally supplied content of CO was decreased. A similar effect was observed for gas-fueled SOFCs H₂-CO mixtures, where for $p_{H_2} > 0.5$ atm ($p_{H_2} + p_{CO} = 1$ atm) the power density at 800 °C was seen to decrease only slightly, relative to a dry H₂ ($p_{H_2} = 1$ atm) system, with the inclusion of CO. This was suggested to result from the *in-situ* (near the electrode/electrolyte interface) generation of H₂ through the water-gas shift reaction between generated H₂O and CO ($H_2O + CO \leftrightarrow H_2 + CO_2$) [26].

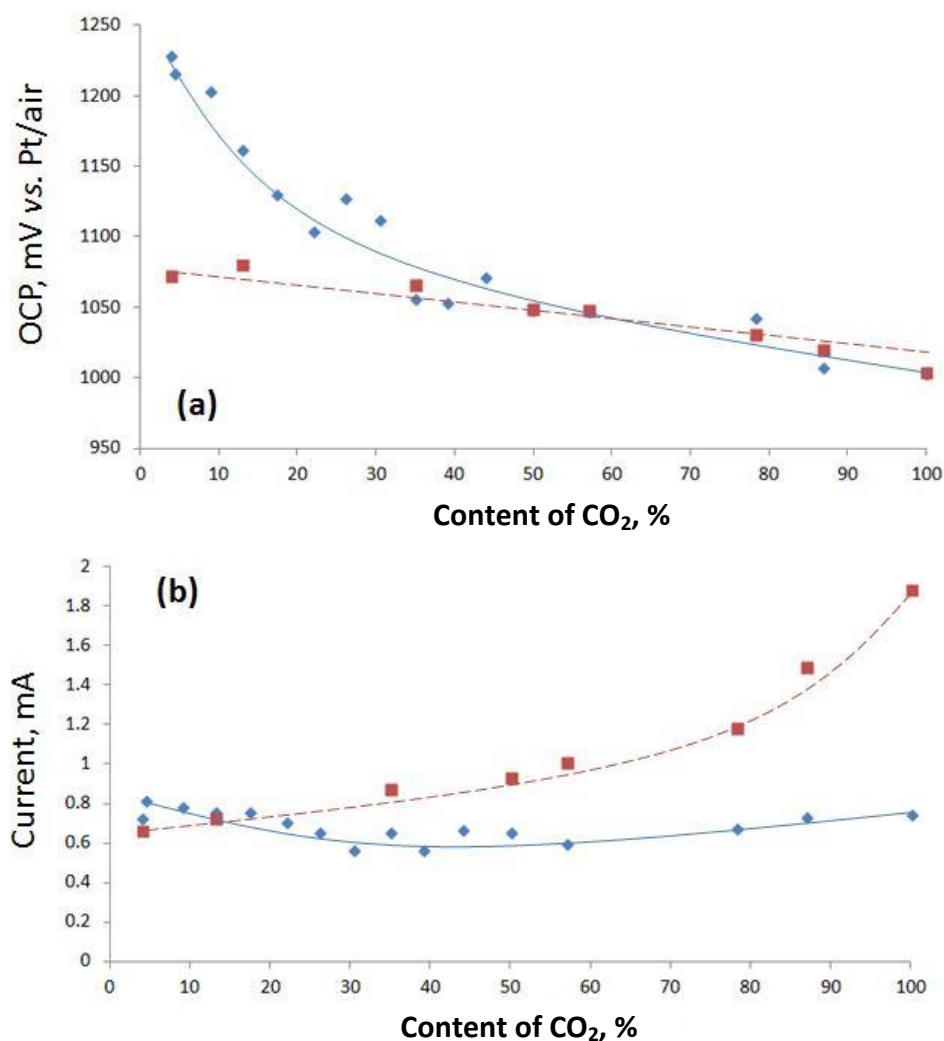


Figure 4. Carbonized milled and demineralised anthracite (Coal II_CO3) at 770 °C. (a) OCP and (b) current measured at $\eta = 500$ mV (overpotential vs. OCP) in N₂-CO₂ (◇) and CO-CO₂ (□).

For Coal II_CO3 at 770 °C (Figure 4) and Coal III_CO3 at 755 °C (Figure 5), the current at fixed overpotential is seen to increase as content of CO₂ increases in mixed CO-CO₂. This suggested that even when external CO is supplied (mixed CO-CO₂ environment), the enhancement from internally generated CO, illustrated in mixed N₂-CO₂ as content of CO₂ was increased, may be observed. This illustrates the rapid kinetics of the inverse Boudouard reaction (Reaction 1), which is strongly favored at temperatures > 750 °C [1].

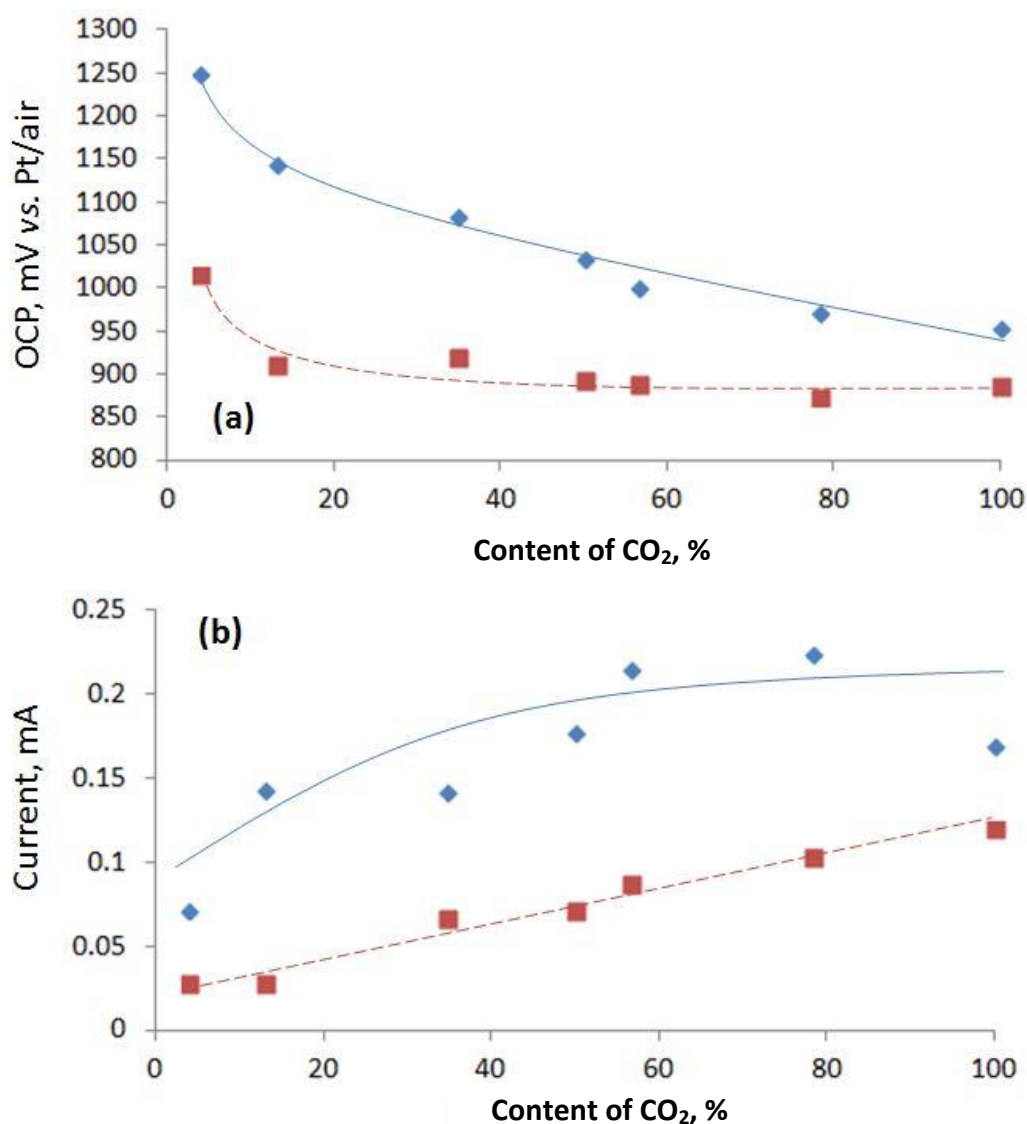


Figure 5. Milled bituminous coal (Coal III_CO3) at 755 °C. (a) OCP and (b) current measured at $\eta = 500$ mV (overpotential vs. OCP) in N₂-CO₂ (◇) and CO-CO₂ (□).

The increasing cell performance (increased current measured at fixed overpotential) with increasing content of CO₂ in CO-CO₂ was found to not be limited to HDCFCs. Figure 6 illustrates the same effect in the absence of alkali carbonates, for Coal III (only), at 770 °C in an SOFC-type DCFC configuration (Figure 1(b)). Further, in the absence of carbon, this effect is not seen. When content of CO₂ in CO-CO₂ was increased for (Li-K)₂CO₃ alone, in the absence of a solid carbon source, current under load was seen to decrease gradually. In the absence of CO (100 % CO₂), current decreased sharply due to fuel starvation conditions. In the absence of both carbon and carbonate, a Ni-YSZ WE (CO-fueled SOFC [11], Figure 1(c)) supplied with progressively lower quantities of CO (increasing content of CO₂ in mixed CO-CO₂) shows a decrease in activity, as expected [6,26,27].

Interestingly, supplying carbon containing systems with 100 % CO₂ produces lower OCP values, but higher current at fixed overpotential values compared to supplying predominantly CO (96-4 vol% CO-CO₂) (e.g. Coal III (only), Figure 6).

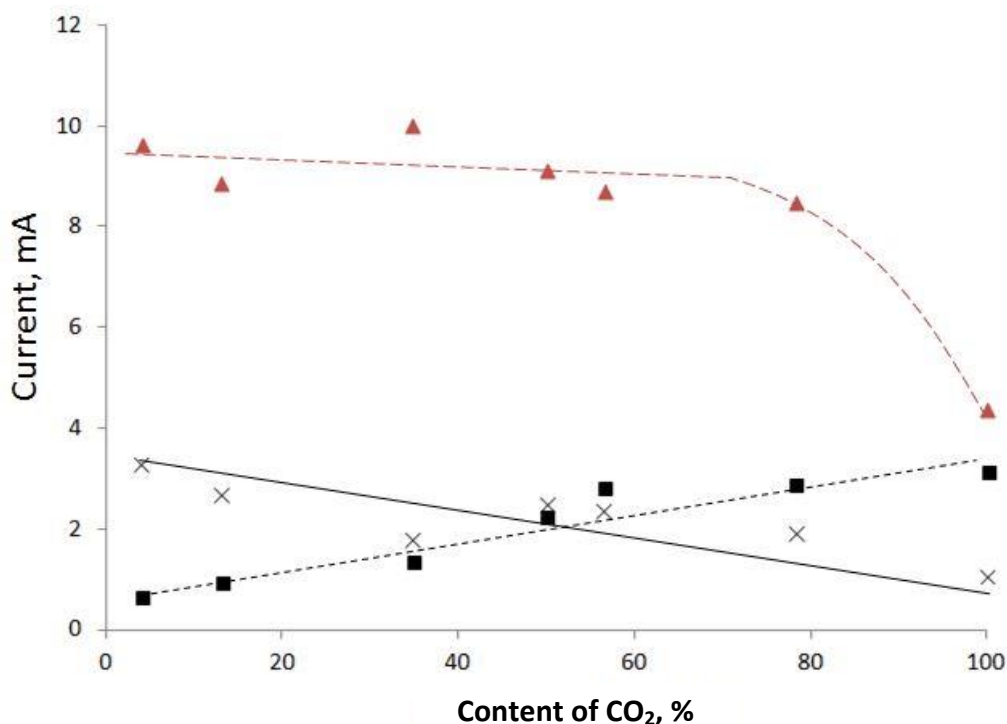


Figure 6. Current measured at $\eta = 500$ mV in CO-CO₂ at 770 °C for a Ni-YSZ WE (x), and with milled bituminous coal (Coal III (only), ■) and (Li-K)₂CO₃ (Δ) at the WE.

Conclusions

Single-atmosphere 3-electrode electrochemical tests were carried out between 700 and 800 °C in mixed N₂-CO₂ and CO-CO₂ for a Ni-YSZ WE in the presence of molten alkali carbonate (Li-K)₂CO₃, treated coal (Coal III), and mixed coal-carbonate, including bituminous and anthracite-type coals. Treated coal (Coal III (only)) was tested in a SOFC-type DCFC and mixed coal-carbonates were tested in HDCFC configurations. Activation energies determined in mixed N₂-CO₂ revealed the greater ease of reaction in a mixed carbon-carbonate system.

Half-cell performance was shown, as current measured at fixed overpotential (mV vs. OCP), to increase as content of CO₂ was increased in mixed N₂-CO₂ and CO-CO₂, as supplied CO₂ allowed the generation of CO according to the inverse Boudouard reaction, which was subsequently electrochemically oxidized. In the absence of carbon, with and without (CO-fueled SOFC) carbonates, cell activity was seen to decrease as content of CO₂ in mixed CO-CO₂ was increased, i.e., as the supply of CO was decreased.

Acknowledgements: This work was funded in part by the European Commission Research Fund for Coal and Steel, as the Efficient Conversion of Coal to Electricity – Direct Coal Fuel Cells project, in collaboration with the University of St. Andrews, University of Western Macedonia, and the Spanish Instituto Nacional del Carbón (INCAR). Additional funding was supplied by the Department of Energy Conversion and Storage at the Danish Technical University (DTU)-Risoe Campus. We extend our thanks to Dr. A. Arenillas and J. A. Menendez from INCAR for the supply of coal. M.

Nielsen, and A. Petersen, as well as to Drs. C. Graves, P. Holtappels, D. Ippolito, M. Mogensen, and S. Veltzé at the DTU Department of Energy Conversion and Storage for all assistance.

References

- [1] T. M. Gur, *Chem. Rev.* **113** (2013) 6179-6206, <http://pubs.acs.org/doi/abs/10.1021/cr400072b>
- [2] L. Deleebeek and K.K. Hansen, *J. Solid State Electrochem.* **18** (2014) 861-882, <http://jes.ecsdl.org/content/161/1/F33.short>
- [3] O. D. Adeniyi and B. C. R. Ewan, *Int. J. Ambient Energy* **33**(4) (2012) 204-208, <http://www.tandfonline.com/doi/abs/10.1080/01430750.2012.709357>
- [4] A. Toleuova, V. Yufit, S. Simons, W. C. Maskell and D. J. L. Brett, *J. Electrochem. Sci. Eng.* **3**(3) (2013) 91-105, http://hrcak.srce.hr/index.php?show=clanak&id_clanak_jezik=162479
- [5] S. D. Ebbesen and M. Mogensen, *J. Power Sources* **193** (2009) 349-358, <http://www.sciencedirect.com/science/article/pii/S0378775309004686>
- [6] H. Zhang, J. Chen and J. Zhang, *Int. J. Hydrog. Energy* **38** (2013) 16354-16364, <http://www.sciencedirect.com/science/article/pii/S036031991302418X>
- [7] R. D. Green, C-C. Liu and S. B. Adler, *Solid State Ionics* **179** (2008) 647-660, <http://www.sciencedirect.com/science/article/pii/S0167273808003573>
- [8] F. Bidrawn, G. Kim, G. Corre, J. T. S. Irvine, J. M. Vohs and R. J. Gorte, *Electrochem. Solid St.* **11**(9) (2008) B167-B170, <http://esl.ecsdl.org/content/11/9/B167.short>
- [9] M. Homel, T. M. Gur, J. H. Koh and A. V. Virkar, *J. Power Sources* **195** (2010) 6367-6372, <http://www.sciencedirect.com/science/article/pii/S0378775310006464>
- [10] N. Kaklidis, V. Kyriakou, I. Garagounis, A. Arenillas, J. A. Menendez, G. E. Marnellos and M. Konsolakis, *RSC Adv.* **4** (2014) 18792-18800, <http://pubs.rsc.org/EN/content/articlehtml/2014/ra/c4ra01022a?page=search>
- [11] P. Holtappels, L. G. J. De Haart, U. Stimming, I. C. Vinke and M. Mogensen, *J. Appl. Electrochem.* **29** (1999) 561-568, <http://link.springer.com/article/10.1023/A:1003446721350>
- [12] J. Winkler, P. V. Hendriksen, N. Bonanos and M. Mogensen, *J. Electrochem. Soc.* **145**(4) (1998) 1184-1192, <http://jes.ecsdl.org/content/145/4/1184.short>
- [13] L. Deleebeek and K. K. Hansen, *Electrochim. Acta* **152** (2015) 222-239, <http://www.sciencedirect.com/science/article/pii/S0013468614022725>
- [14] W. H. A. Peelen, M. Olivry, S. F. Au, J. D. Fehribach and K. Hemmes, *J. Appl. Electrochem.* **30** (2000) 1389-1395, <http://link.springer.com/article/10.1023/A:1026586915244>
- [15] C. C. Chen, T. Maruyama, P. H. Hsieh and J. R. Selman, *ECS Trans.* **28**(30) (2010) 227-239, <http://ecst.ecsdl.org/content/28/30/227.short>
- [16] C. C. Chen, T. Maruyama, P. H. Hsieh and J. R. Selman, *J. Electrochem. Soc.* **159**(10) (2012) D597-D604, <http://jes.ecsdl.org/content/159/10/D597.short>
- [17] J. Liu, K. Ye, J. Zeng, G. Wang, J. Yin and D. Cao, *Electrochem. Commun.* **38** (2014) 12-14, <http://www.sciencedirect.com/science/article/pii/S1388248113004189>
- [18] L. Deleebeek and K. K. Hansen, *J. Electrochem. Soc.* **161**(1) (2014) F33-F46, <http://jes.ecsdl.org/content/161/1/F33.short>
- [19] L. Deleebeek, A. Arenillas, J. A. Menendez and K. K. Hansen, *Intl. J. Hydrog. Energy* **40**(4) (2015) 1945-1958, <http://www.sciencedirect.com/science/article/pii/S0360319914033473>
- [20] A. Utz, A. Leonide, A. Weber and E. Ivers-Tiffée, *J. Power Sources* **196** (2011) 7217-7224, <http://www.sciencedirect.com/science/article/pii/S0378775310018550>
- [21] V. Yurkiv, D. Starukhin, H-R. Volpp and W.G. Bessler, *J. Electrochem. Soc.* **158**(1) (2011) B5-B10, <http://jes.ecsdl.org/content/158/1/B5.short>

- [22] Y. Xie, Y. Tang and J. Liu, *J. Solid St. Electrochem.* **17** (2013) 121-127, <http://link.springer.com/article/10.1007/s10008-012-1866-5>
- [23] L. Zhang, J. Xiao, Y. Xie, Y. Tang, J. Liu and M. Liu, *J. Alloys Compounds* **608** (2014) 272-277, <http://www.sciencedirect.com/science/article/pii/S0925838814009840>
- [24] T. Siengchum, F. Guzman and S. S. C. Chuang, *J. Power Sources* **213** (2012) 375-381, <http://www.sciencedirect.com/science/article/pii/S0378775312007513>
- [25] J. Jewulski, M. Skrzypkiewicz, M. Struzik and I. Lubarska-Radziejewska, *Intl. J. Hydrog. Energy* **39**(36) (2014) 21778-21785, <http://dx.doi.org/10.1016/j.ijhydene.2014.05.039>
- [26] Y. Jiang and A. V. Virkar, *J. Electrochem. Soc.* **150**(7) (2003) A942-A951, <http://jes.ecsdl.org/content/150/7/A942.short>
- [27] A. Leonide, S. Hansmann, A. Weber and E. Ivers-Tiffée, *J. Power Sources* **196** (2011) 7343-7346, <http://www.sciencedirect.com/science/article/pii/S0378775310018513>