



Review

Flow batteries with solid energy boosters

Yuriy V. Tolmachev^{1,2,✉} and Svetlana V. Starodubceva³

¹Department of Civil and Environmental Engineering, University of Massachusetts, 01002 USA

²Department of Chemistry, Lomonosov Moscow State University, Moscow 119991 Russia

³Dialog-Kontrakt, Moscow 119988 Russia

Corresponding author: ✉ ruthenium2008@yahoo.com

Received: April 27, 2022; Accepted: September 10, 2022; Published: September 17, 2022

Abstract

Adding solid electroactive materials as energy boosters to flow battery tanks provides, in principle, a path to electrical energy storing systems with simultaneously high specific energy and specific power that can solve the needs of both automotive and stationary energy storage markets. This work reviews the physical and chemical principles behind this new class of flow batteries, the history of this technology, and the reasons why it failed to reach the markets.

Keywords

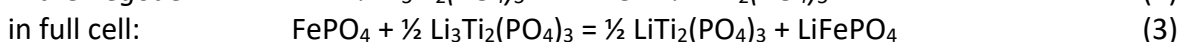
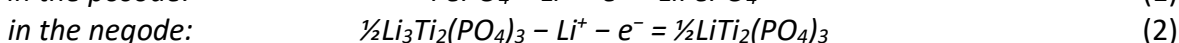
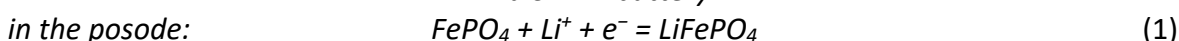
Redox batteries, redox mediators, redox-targeted solids, redox-assisted flow batteries, redox -mediating fluid, solid electroactive materials

Introduction

Flow batteries are unique electric power sources that are rechargeable and allow for independent scaling (decoupling) of energy and power [1-9]. The latter feature allows for optimizing (runtime, cost, size, weight, etc.) of the system for a particular application, whereas most other energy storing systems (e.g. batteries with solid electroactive materials (SEAM), supercapacitors, flywheels) have a narrow range of the energy-to-power ratio (i.e., the characteristic runtime).

Figures 1A and 1B illustrate the difference between the two aforementioned battery types. On the top (Figure 1A) is the most common type of battery that uses only solid electroactive materials (SEAMs). For the sake of illustration, let's assume that the discharged negative SEAM is lithium titanium phosphate and the discharged positive SEAM is lithium iron phosphate. Then, the discharge reactions are (1)-(3):

in a SEAM battery



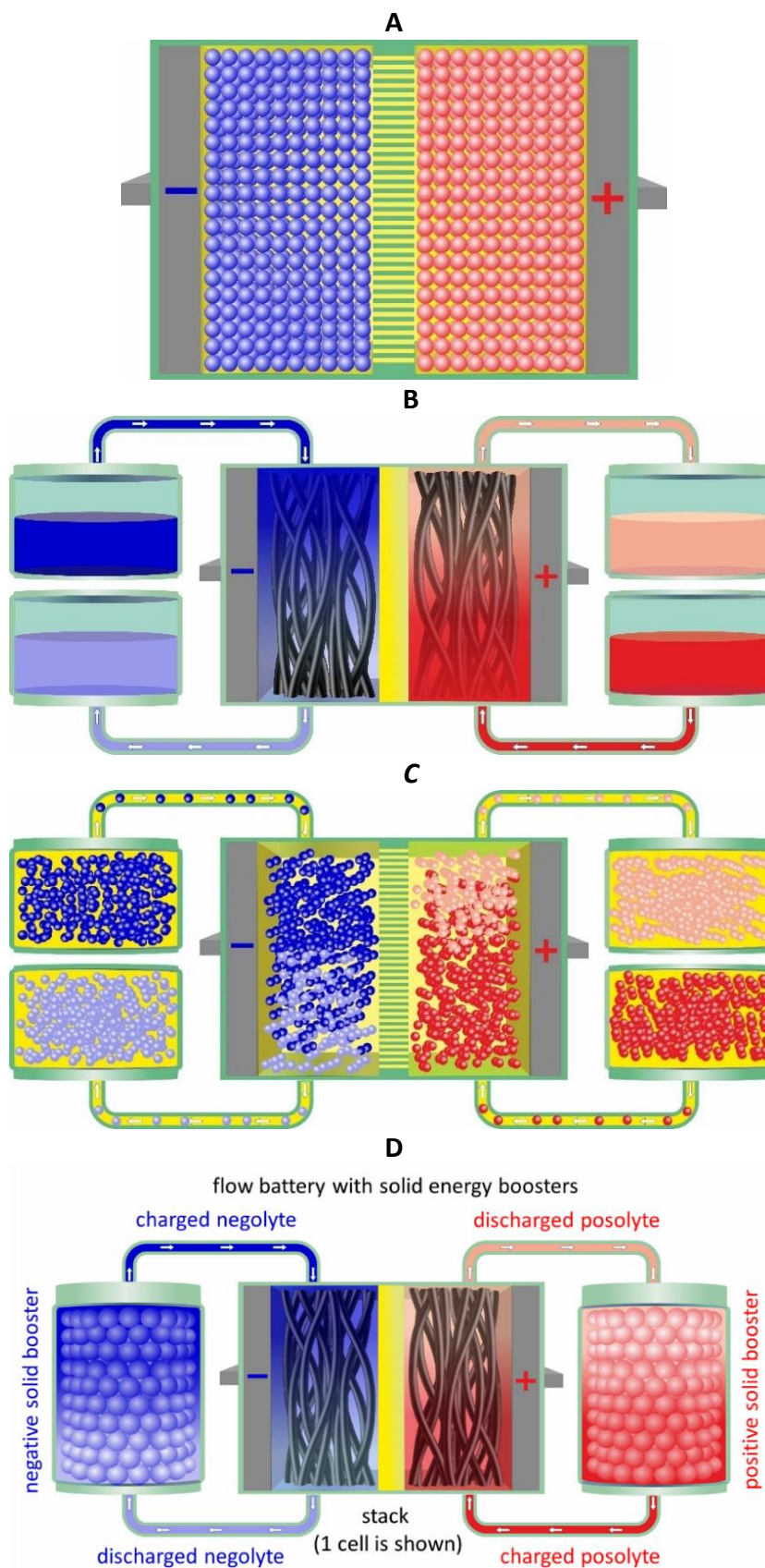
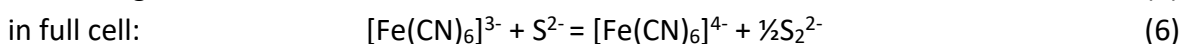
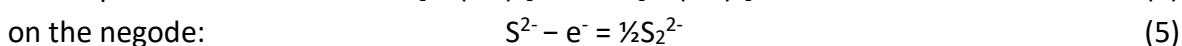
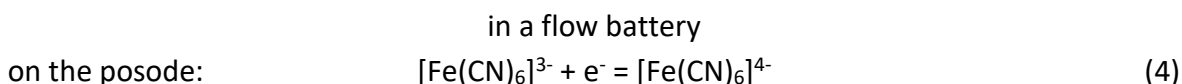


Figure 1. Schematic diagram of **A** - a conventional battery (only one cell is shown) with solid electroactive materials (SEAMs): green-dielectrics, yellow-electrolyte, blue- negode, red-posode. Electronically conducting particles and binders are not shown; **B** - a traditional redox flow battery (rFB) with one cell in a stack: negolyte fluids are blue, posolyte fluids are red, charged fluids are darker colors, discharged are lighter color; **C** - a slurry-flow (semisolid) redox flow battery (srFB); **D** - a flow battery with solid energy boosters (SEB)

In Figure 1A, the iron phosphate is shown in red, the lithium titanate is in blue, a non-electroactive liquid electrolyte is in yellow, and a dielectric porous membrane and a cell casing are in green. Both electrode reactions (1) and (2) are electrochemically reversible, and they are coupled via exchange of the same species (Li^+), thus their combination can produce a rechargeable battery. Indeed, such a system has been demonstrated [10]. A full cell reaction in the discharge direction for such a SEAM battery is shown in eq. (3).

Let's jump to the opposite situation, where all electroactive species are present only in liquid phases. Figure 1B shows a redox flow battery, where all electroactive species are dissolved in water and the discharge reactions are [10]:



A counter-cations, such as Li^+ , Na^+ or K^+ , can be used for charge balance in half-reactions (4) and (5), and they are transferred through a cation-selective membrane (Figure 1B).

Disadvantages of RFBs

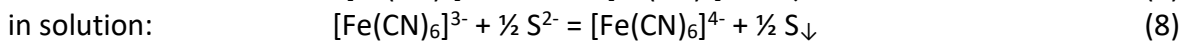
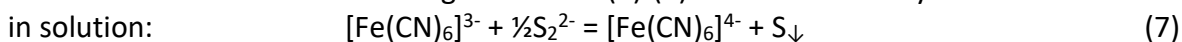
RFBs usually present five main disadvantages (D1-D5 below) compared to SEAM batteries, which explains why the former have not been able to capture even a single market niche.

D1 Heavier weight

Due to the presence of a large amount of non-electroactive solvent(s), the specific energy of flow batteries is usually lower than that of SEAM batteries. There are, however, several important exceptions, where highly soluble (or fluid in a pure state) multi-electron species are involved, such as Zn-Cl_2 [11-17] and $\text{H}_2\text{-LiBrO}_3$ [18,19] flow batteries. The weight problem is further aggravated by the use of mixed reagents, as described in D3 below.

D2 Chemical crossover

Since at least one electroactive species in flow batteries is present in a fluid state, and the separator is usually not perfectly selective, a chemical crossover between the posode and negode is normally expected in RFBs. In the example shown Figure 1B, we intentionally selected a chemistry where electroactive species are anions because a durable cation-selective membrane such as Nafion can slow down the internal self-discharge reactions (7)-(8) inside this battery:



Nevertheless, even ion-selective membranes have Donnan's exclusion limit on how much charge selectivity they can sustain. For example, Nafion with an equivalent weight of 1200 g/mol H^+ becomes noticeably permeable to chloride ions in contact with HCl solutions above 1 M concentration [20]. With respect to other anions, Nafion and its analogues typically maintain charge selectivity also up to *ca.* 1 M [21-25] and they can slow down the parasitic (*i.e.*, without generating the electric current on through the cell) reaction (6) in solution as well as other potential side-reactions. At higher concentrations of electroactive anions, however, the cross-over becomes noticeable. In the particular example of sulfide-ferricyanide redox battery (4) and (5), with the total dissolved sulfur concentration of 2.0 M (in 0.1 M LiOH) and the total dissolved iron cyanide complex concentration of 0.3 M (also in 0.1 M LiOH), sulfur deposits form on the positive (ferricyanide) side of a Nafion 117 membrane [10].

The solvent cross-over in the flow batteries is usually even more significant than the cross-over of the electroactive species. As Nafion has no selectivity with respect to water permeation, even trivial pressure differences between the posolyte and negolyte during pumping result in water transfer from one flow circuit to another [26]. The cross-over of liquid-phase species is a common drawback of redox batteries.

D3 Energy and power dilution

In flow batteries undergoing long-term cycling, the crossover is mitigated by starting with a premixed solution of discharged reagents and by occasional mixing and splitting the discharged posolyte and discharged negolyte during cycling. Although, this approach does not work for the example in eq. (6) because this particular system suffers from the precipitation of sulfur in reactions (6) and (7), the use of premixed reagents is the standard practise for many flow battery chemistries, *e.g.*, Cr-Fe [27]. The main drawback of premixing is the reduced concentrations of the electroactive species in the redox fluids. For example, while the aqueous solubilities of both CrCl_3 and FeCl_2 are both *ca.* 2.0 M at room temperature, the mixed solution has half of these concentrations, *i.e.*, 1.0 M of CrCl_3 + 1.0 M of FeCl_2 [27]. Of course, the iron species in the negolyte and chromium species in the posolyte do not participate in the energy storage cycle and serve as ballasts adding to the cost of energy since twice the amount of chemicals, solvent and storage tanks volume per Ah is needed. Halving the concentration of the electroactive species also results in *ca.* two-fold increase in the capital cost of power: since both electrode kinetics- and mass-transport limited currents typically have a first-order dependence on the reagent concentrations, lowering the concentrations requires a compensatory increase in the cell area (*i.e.*, a large power stack), if the same power rating and energy efficiency is required.

A clever way to overcome the mixing problem in an RFB is by employing electroactive species with three or more oxidation states. We shall refer to such chemistries as ambipolar [28,29], *i.e.*, capable of a redox process on both negode and posode. Although numerous ambipolar RFB chemistries have been demonstrated in laboratories [30,31] (*e.g.* uranium [32], neptunium [33], all-chromium-EDTA [34], polyoxometallates [35,36], fullerene [37], borane clusters [38], and nitronyl nitroxide [39]), all-vanadium redox flow battery (VRFB) invented in 1986 by Maria Skyllas-Kazacos at the University of New South Wales, Australia [40,41] is the only ambipolar flow battery chemistry, that has been commercialized [42-51].

D4 Incomplete utilization of reagents

Since it is not feasible to fully electrolyze the flowing reagent in a finite time, flow batteries are not cycled between 100 and 0 % state of charge (SoC) but rather between 85 and 15 % (or even more narrow ranges) [52], which contributes to an increased cost of energy and a heavier weight.

D5 Inferior energy efficiency of RFBs

The most significant and rarely discussed drawback of redox flow batteries is their lower energy efficiency compared to SEAM batteries [53]. For example, whereas lithium-ion batteries typically operate at better than 90 % cycle energy efficiency [54-56], the corresponding value for VRFBs is usually around 65 % [57,58].

For sufficiently thick electrodes commonly used in both LIBs and VRFBs, and when the electronic conductivity of the porous electrode is much larger than its ionic conductivity (a goal we try to attain), the electrode area-specific resistance (ASR) is approximately equal to the product of the electrode thickness L and of its ionic conductivity σ [59].

$$ASR = \sigma L \quad (9)$$

In order to understand the reasons for the inferior energy efficiency of VRFBs compared to LIBs we need to look at the following factors:

1. VRFBs use acidic aqueous redox fluids with *ca.* 30-50 S/m ionic conductivity [60], whereas LIBs electrolytes have LiPF₆ in alkyl carbonate and *ca.* 0.25 S/m conductivity [61]. The electrolyte conductivity favors VRFBs in terms of better energy efficiency, but the useful figure of merit here is the cell area-specific resistance rather than the ionic conductivities of the electrolytes.

In practice, the higher ionic conductivity of VRFB cannot overcome the drawbacks of the other two factors;

2. lithium-ion batteries have a higher (3.20 V at 50 % SoC for lithium iron phosphate batteries)[62] open circuit voltage than VRFBs (1.35 V at 50 % SoC) [63]. This, however, is a minor effect in practice because of the small parameter ratio (3.20 V / 1.35 V = 2.37);
3. the most important reason for the superior energy efficiency of LIBs is their low operating current density (*ca.* 1 mA/cm²) compared to VRFBs, which are usually operated 100 to 500 mA/cm² in order to reduce the capital cost of power (*i.e.*, the size of the power stack) [53].

For details about the structure and manufacturing of modern LIBs and VRFBs, we refer the readers to the refs. [64] and [65], respectively. As a result of their design and operation differences, and despite their significantly lower area-specific resistance, VRFBs are inferior to LIBs in terms of their energy efficiency. In general, redox flow batteries have a lower energy efficiency than SEAM batteries. In fact, a 2016 German study concluded that for household-sized solar panel systems, the use of a LIB for electric energy storage is a "better choice for all cases economically" than VRFB, primarily because of the better energy efficiency of LIBs [66].

Advantages of RFBs

So far, we have discussed the disadvantages of RFBs compared to SEAM batteries. These disadvantages explain why SEAM batteries dominate all energy storage markets currently. This brings the question: "*why does the interest in flow batteries persist?*" There are two market niches where flow batteries may be competitive:

A1 Electric vehicles

Some flow batteries are attractive for use in electric vehicles [67] because the transfer of charged reagents (two hoses) and discharged products (third hose) between the charging station and the vehicle may be accomplished quickly and similarly to gasoline transfer in a case of cars with internal combustion engines. Unfortunately, not many RFB chemistries have high enough specific energy to assure a 300+ km driving range on a single charge. Only if the mass fraction of non-electroactive solvent(s) in an RFB is reduced and multi-electron reagents are employed RFBs can achieve specific energies competitive with (or better than) lithium-ion batteries.

Besides cars, submarines and air electric vehicles are examples of such high-specific energy markets. In fact, the very first widely publicized flow battery was used to power an airship: on August 9, 1884, French inventor and military engineer Charles Renard flew the dirigible *La France*, powered by a Zn-Cl₂ RFB [68,69]. Zinc-chlorine [70,71] and zinc-bromine [70-93] flow batteries were investigated for use in fully electric vehicles (FEVs) in the 1970s and 1980s, and so were, at different times, Li-Cl₂ [87,94-97] and H₂-LiBrO₃ [18,19,98-101] flow batteries. Another type of high-specific energy flow battery is shown in Figure 1C. It uses slurries instead of true liquids to store and transport energy within a flow battery. In the case of lithium-ion battery materials, the equivalent concentration of redox-electrons in a slurry can reach 24 M, and this is where the name of an MIT

startup, which attempts to commercialize such technology, comes from [102-104]. 24 M is specifically interested in using slurry flow batteries for fully electric vehicles (FEVs) [105]. In general, the equivalent electron concentration in lithium-ion battery intercalation materials varies between 20 and 24 M [106,107], whereas in all-liquid RFBs it is 1-2 M.

A2 Stationary energy storage

The second market niche for RFBs is stationary energy storage (SES), where flow batteries may allow for a lower total cost of ownership in applications requiring long (*e.g.*, > 4 h) charge-discharge cycles [108]. Let's illustrate this with an example.

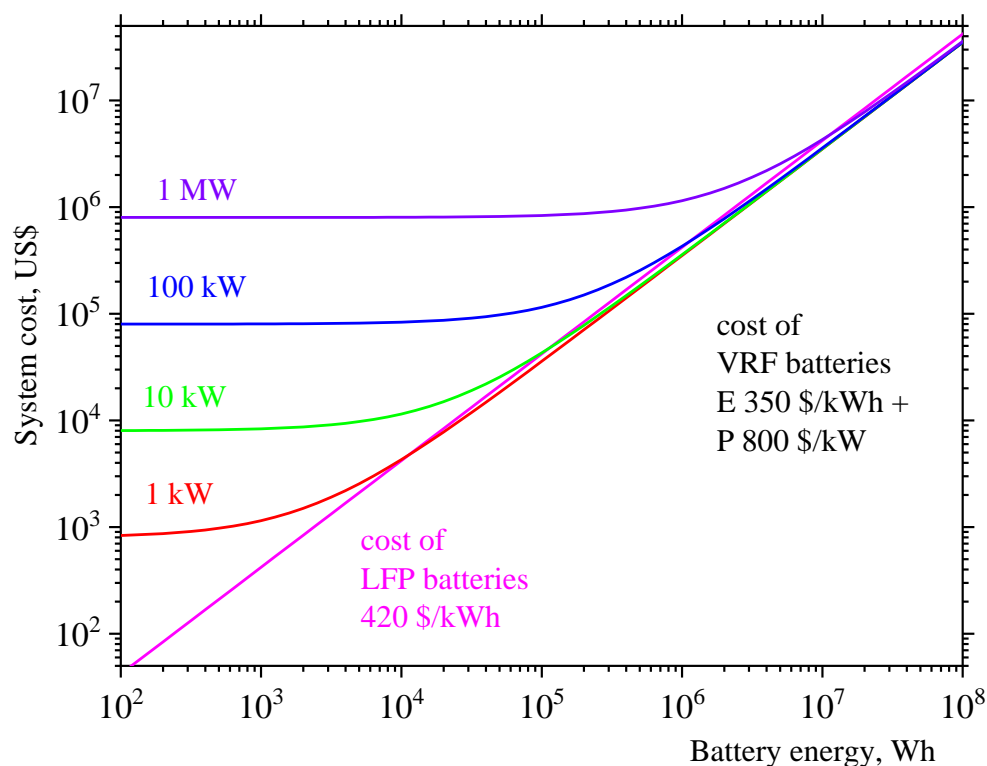


Figure 2. The capital costs of lithium iron phosphate (LFP) batteries (magenta) [109] and of vanadium redox flow (VRF) batteries (red, green, blue and violet)[110,111]

The magenta line in Figure 2 shows the cost of lithium-iron phosphate batteries approximated and extrapolated from the wholesale price data in ref. [109]. In our model, the cost of this SEAM battery scales proportionally with its nominal energy. The nominal power for SEAM batteries is also directly proportional to their energy, thus, one curve (magenta in Figure 2) can represent batteries with a variable power - energy rating. This is not the case for redox flow batteries (RFBs), where energy (the tanks) and power (the stack) ratings (as well as their costs) can be scaled independently from each other, as shown in Figure 1B. For this reason, we use four cost-energy plots to illustrate the economics of VRFBs in Figure 2: for 1 kW (red), 10 kW (green), 100 kW (blue) and 1 MW (violet) systems. In practice, the RFB's cost advantage shows up only in systems with a design half-cycle runtime longer than 3-6 h. For example, in Figure 2, the cost of VRFBs becomes lower than that of LIBs for the energy/power ratios over 7 h. We shall emphasize here that the cost and weight advantages of RFBs originate from their ability to scale their energy (tanks) and power (stack) independently, thus allowing for a cost, weight, runtime, *etc.* optimization depending on the application.

For the sake of full disclosure, we shall note that:

1. we were able to demonstrate in Figure 2 the capital cost advantage of VRFB over LIBs, only when we assumed the VRFB's capital cost of energy (350 \$/kWh) on the lower end of the literature data [110];
2. more sophisticated cost analysis methods (such as levelized cost of energy and net present value) yield more favorable outcomes for VRFBs, due to the longer cycle life of this technology [112-117], but the calculated profit margin is nevertheless too low to justify investments into this technology, especially when risks and alternative investments are taken into account [118-124];
3. our analysis does not take into account the effects of energy efficiency, which favors SEAM batteries due to their low operating current density, as discussed in our previous publication [53]. In order to properly account for energy efficiency, the cost of the energy storage system should be considered together with the cost of the input energy.

Solid energy boosters for redox flow batteries

Finally, let's take a look at Figure 1D. It shows the same stack as Figure 1B and the same dissolved redox couples. What is different is the solid electroactive materials (SEAMs) added to the energy tanks. These SEAMs can exchange electrons with liquid phase redox-mediators, as shown in Eqs. (10) and (11), as well as in Figure 3. Thus, the solid electroactive materials (SEAMs), added to tanks with redox flow battery (RFB) fluid, serve as solid energy boosters (SEBs). Such systems are the subject of this review. Another example of a redox flow battery with solid energy boosters (SEB-RFB) is shown in Figure 11.

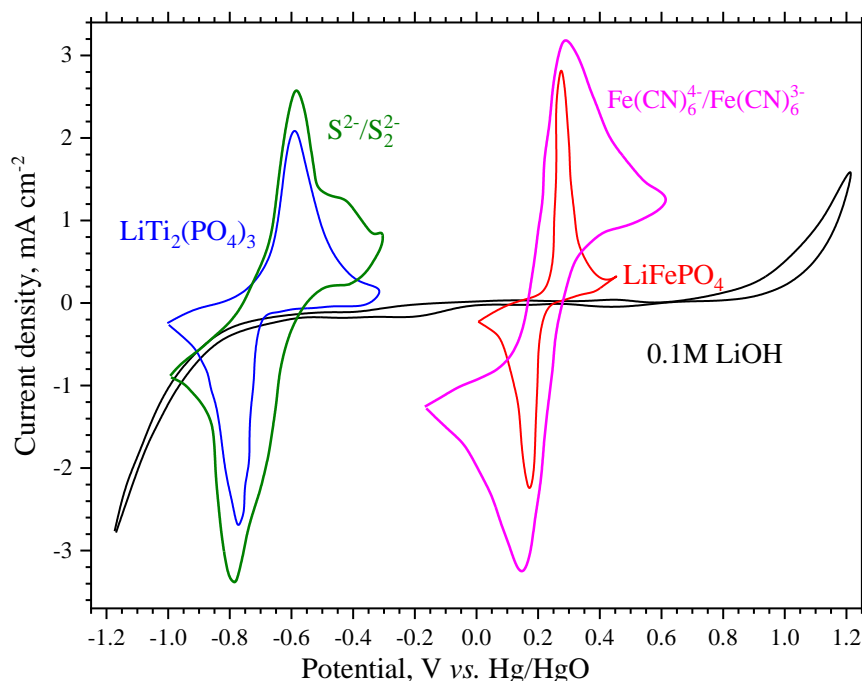
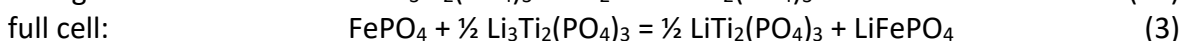
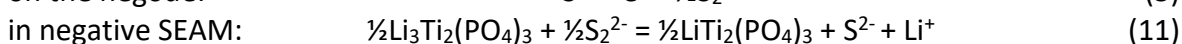
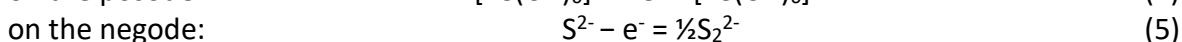
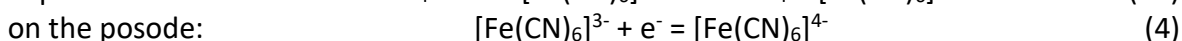


Figure 3. Cyclic voltammograms of (black) carbon electrode in 0.1 M LiOH aq.; (blue) same as black with $\text{LiTi}_2(\text{PO}_4)_3$ on the carbon electrode; (green) same as black with Li_2S_4 added; (red) same as black with LiFePO_4 on the carbon electrode; (magenta) same as black with $\text{K}_4\text{Fe}(\text{CN})_6$ added. Digitized and replotted from data in ref. [10]

Redox flow batteries with solid energy boosters (SEB-RFBs) offer several potential advantages over non-flow batteries with solid electroactive materials (see items 1-7 below) and over other redox flow batteries (see items 8-11 below) [7,125,126]:

1. SEAMs that have too poor electric conductivity to be used in regular SEAM batteries can be used to store energy as solid energy boosters (SEBs), as long as redox-fast soluble mediators are used to deliver this energy to the power stack [127]. Even conventional SEAMs with good electric conductivity can benefit from redox-targeting as their charge utilization improves [125,128,129].
2. SEB - RFBs may allow for higher specific energy (lower weight and volume) than the SEAM batteries based on the same chemistry since the relative mass- and volume- fractions of solvent(s), binders, conductors, current collectors, *etc.* in a SEB battery are small or zero. For instance, the pure C_6 - $LiCoO_2$ chemicals contain 157.7 Ah/kg of reversible Li^+ charge, but an actual cylindrical (*i.e.*, most densely packed) 18650 battery in 2017 had only 57.8 Ah/kg or 37 % of the theoretical [130], apparently leaving room for an up to 2.7 times ($= 1 / 0.37$) improvement. In most commercial lithium-ion batteries, the mass dilution factor was between 4 and 5 (compare the theoretical values for ROTS-LIB and actual values for SEAM Li-ion in Figure 4) [131]. The 3 to 5-fold gains in specific energy were considered significantly larger than any potential concurrent losses in the energy efficiency (see *double voltage loss* below), thus possibly justifying the preference of lithium-ion batteries of the SEB-RFB type in electric vehicles. However, history took a somewhat different trajectory, and the specific energy of LIBs increased as well, reaching by 2022 *ca.* 70 % of the theoretical specific energy (see *Conclusions and outlook* below).
3. For the same reason of eliminating/reducing coating/supporting materials and processes, the energy cost can be lower.
4. More uniform rates of solid-state reactions that reduce the stress and improve the durability of individual SEAM particles and of SEAM assemblies [125].
5. The specific power of the system can be significantly increased [125].
6. Redox targeting assures better tolerance to overcharging and overdischarging [125].
7. Recycling used batteries is much easier [125].
8. The specific energy and energy density of SEB-RFBs are larger (3-15 times improvements have been demonstrated) [132] than those of no-boosters RFBs based on the same liquid-phase chemistry.
9. The SEAM layer on the electrode may inhibit undesirable reactions displayed by a bare current collector [133].
10. Soluble redox-couples and solvents that are prohibitively expensive for traditional RFBs can be used as mediators in SEB-RFBs, because of the smaller amounts of the liquid electrolyte(s) that are required in the latter case.
11. Due to their chemical decoupling of energy and power, SEB-RFBs routinely achieve much larger area-specific power (ASP) than other high-specific energy flow batteries, *i.e.*, slurry [103, 104] and microemulsions [134,135] RFBs.
12. The main disadvantage of the SEB-RFBs is the double voltage loss: for both negode and posode there is an overvoltage on the electrode as well as a voltage mismatch between the mediator and booster [132], while SEAM and traditional flow batteries have only one of these two types of overvoltages, as explained in Supplementary Material (Thermodynamics of redox targeting).

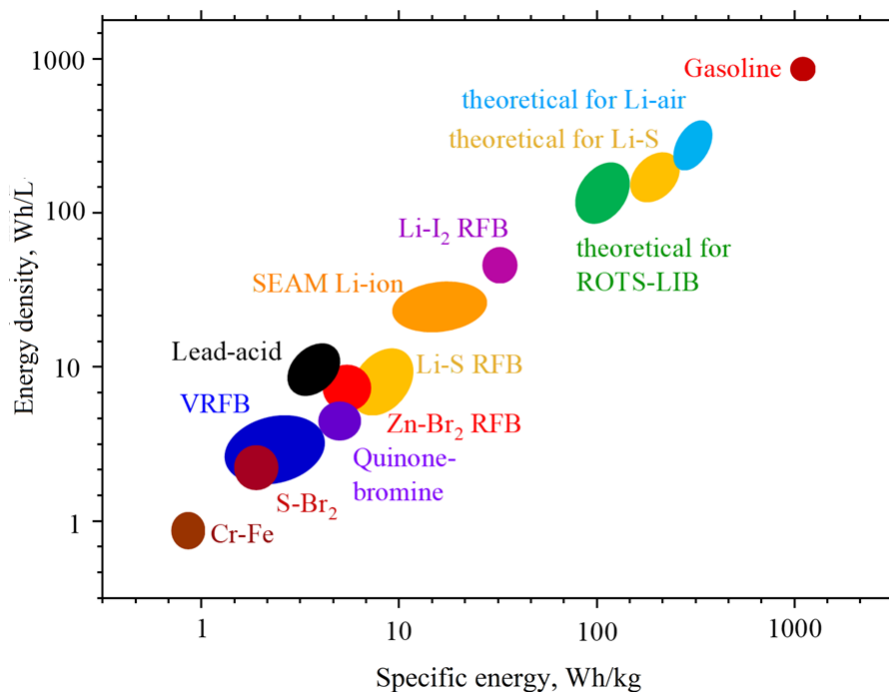


Figure 4. Volumetric energy density versus specific energy for different flow battery systems. Redrawn from the data in ref. [136]

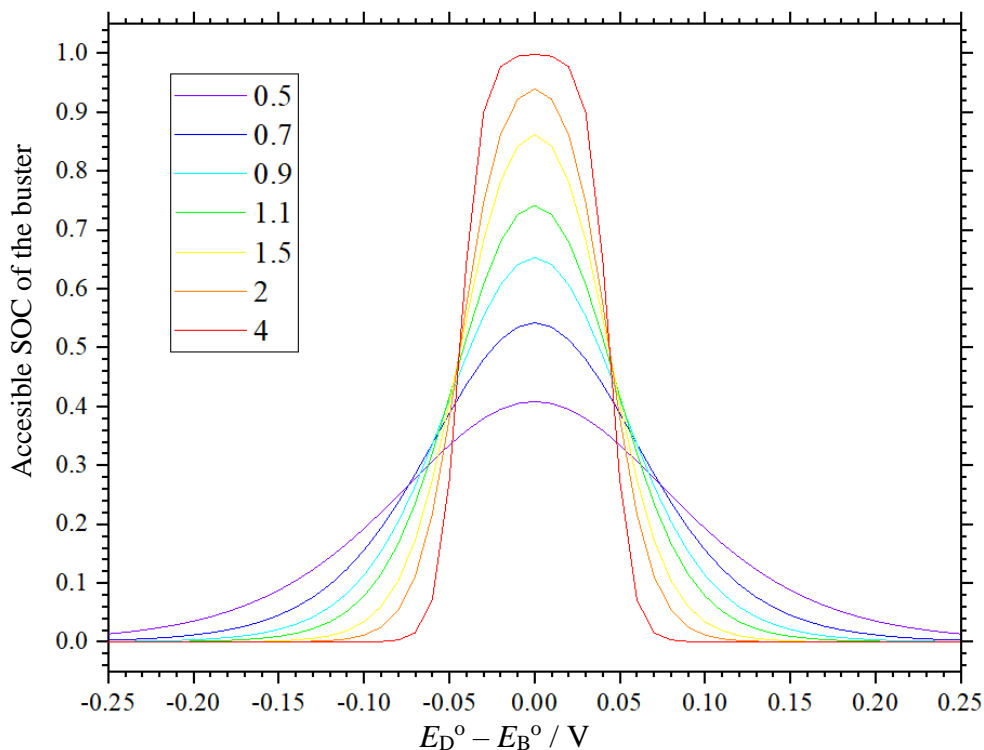


Figure 5. Fraction of the booster's charge accessible during 20-80 % SOC cycling of a single redox mediator couple as a function of the standard redox potential mismatch ($E_D^\circ - E_B^\circ$) between the mediator (D) and the booster (B) for different values of the booster's "interaction parameter" β shown in the inset as different colors. In all cases $n = 1$

It is worth examining the voltage loss/mismatch between a solid booster and a dissolved mediator in more details, since such a phenomenon exists neither in SEAM batteries nor in traditional flow batteries, and is unfamiliar to most readers. When one mediator couple per solid energy booster is used, this booster/mediator energy mismatch manifests itself not as voltage loss

but as an incomplete charge utilization of the booster or the mediators or both. This is illustrated in Figure 5, where the X axis shows the mismatch between the standard redox potential of booster B and of the dissolved D mediator. The Y-axis shows the fraction of the booster's Ah capacity, which can exchange charge with the dissolved mediator. For the latter, we assumed a fast 1-electron reaction with a Nernstian slope of RT/F , *i.e.*, a thermal Boltzman distribution of electronic density of states. For the booster, however, we assumed a broader distribution, defined by an "interaction parameter" β , as described in Supplementary Material (Thermodynamics of redox targeting). As evident from Figure 5, narrow boosters (with $\beta \geq 1.5$) can achieve over 85 % charge utilization, but only if a dissolved mediator with a perfect match with the standard redox potential of the booster is used. Even a 50 mV potential mismatch would result in poor utilization of the booster capacity. On the other hand, a broad booster (see the curve with $\beta = 5$ in Figure 5) can tolerate a larger mismatch in standard potentials, but the booster's charge utilization is low even under the best conditions. Poor charge utilization of the booster's capacity defeats the whole purpose of using a SEB to increase the specific energy of a flow battery system.

In most demonstrated systems, the problem of poor booster utilization is solved by using two dissolved mediating couples for each electrode: one has a redox potential more positive than the booster's, and the other – more negative. The couples on the outer end of the boosters' voltage window are used to charge the boosters, and the couples inside the boosters' voltage window are used to discharge the boosters, as shown in Figure 9 below. The use of two mediating couples for one booster solves the problem of poor utilization of the booster's charge capacity, but it creates an additional source of voltage loss and thus reduces the charge-discharge energy efficiency. Usually, this double voltage loss is mitigated using solid energy boosters (SEBs) with a large voltage difference between them. However, the larger voltage difference requires using a solvent with a large voltage window, which are either non-aqueous solvents or water-in-salt systems. Both suffer from poor ionic conductivity, which manifests itself in lower area-specific power. The inferior energy efficiency of SEB-RFBs is a major factor against their use for stationary energy storage.

However, ROTS-RFBs have been considered not only for stationary energy storage (where efficiency and cost are the decisive factors) but also for high specific-energy applications (such as the military), and thus we shall examine such applications in more details below.

What are the appropriate figures of merit to compare SEB-RFBs with SEAM-Bs and regular RFBs? For electric vehicles, specific energy (Wh/kg), *i.e.*, the system weight, is the most important. For flow batteries, a great challenge has been lowering the cost of power. Thus, in these cases, comparing area-specific power (ASP) is apposite. However, peak ASP is usually observed near a 50 % energy efficiency, which is too low for practical applications. For this reason, we chose to compare the ASP at $0.75^{0.5} = 86.6$ % one-way efficiency, and only for discharge, since such data are usually more readily available than the data for charge.

There are at least two ways to look at the energy storage system in Figure 1D. One can start with an RFB shown in Figure 1B and treat the SEAMs added in Figure 1D as solid energy boosters for the flow battery. In this view, the system in Figure 1D increases the specific energy of the system in Figure 1B (since the SEAMs normally have a high Ah/kg content than liquids with dissolved redox species) and reduces the cost of energy (if the \$/Ah cost of the boosters (SEAMs) is lower than that of the dissolved mediators (DEAMs)). Alternatively, one can start with a picture of a SEAM battery in Figure 1A, remove non-electroactive solids from the electrode layers, move current collectors to a power stack, and add dissolved mediators to transfer the charge from the SEAMs to the current

collector. In this case, one would refer to the SEAMs as redox-targeted solids (ROTS). Such different views partially explain the different terminology discussed below in relation to Table 1.

For the sake of completeness, we shall mention that redox-targeting has been applied to some non-flow batteries (*i.e.*, where the liquid phase with soluble mediator(s) does not circulate), *e.g.*, to lithium-sulfur batteries [137,138] and non-solid energy boosters, such as to O₂ oxidant from the air in redox-mediated fuel cells [139,140]. This review focuses, nevertheless, on systems that employ both flowing reagents and solid energy boosters.

Qi and Koenig proposed in 2017 a classification of redox flow batteries with solid-electroactive materials [7]. In addition to three kinds of slurry RFBs, they mention Type IV:

Type I: flowing carbon as electrochemical reaction electrodes;

Type II: flowing solid active materials with flowing carbon conducting network;

Type III: flowing active material particles colliding on current collectors without carbon;

Type IV: targeted redox mediators as the power carriers with static solid active materials providing energy storage.

The focus of this review would be classified as Type IV. Our search and data analysis methodologies are described in Supplementary Material (Patent Search and Non-Patent Search).

Terminology

Table 1 shows what terminology was used to describe the subject of this review in different years. The overall breakdown is: 107 redox mediator; 73 redox-targeted solid (ROTS); 32 solid energy booster (SEB); 11 chemical redox; 7 redox-assisted; 5 redox relay; 2 insoluble redox-active material.

However, it is more instructive to analyse the change in the terminology usage shown in Table 1.

Table 1. The number of different terms used to described ROTs/SEB-RFBs in different years (the earliest priority year is used for patent families and the publication year for all other documents)

Year	Occurrence per year						
	Chemical redox	Insoluble active material	Redox assisted	Redox mediator	Redox targeted solid	Redox relay	Solid energy booster
2006	1			2	2	2	
2007				1	1		
2008							
2009							
2010							
2011				1			
2012							
2013				2	1		
2014				6	3		
2015		1		6	6		
2016			1	13	6	1	
2017	3		2	20	9		3
2018	1		2	16	8	1	3
2019	2		1	17	12		7
2020	2	1		11	10	1	6
2021	1		1	10	11		10
2022*	1			2	4		3
TOTAL	11	2	7	107	73	5	32

*the data for 2022 are incomplete at the time of writing.

One can see that the terms *redox relay* and *chemical redox flow batteries* are the oldest, but they never gained popularity. The term *flow batteries with redox mediator(s)* came second, and it was displaced by the term *flow batteries with redox-targeted solids*. Currently, the term *flow batteries with solid energy boosters* is gaining popularity. The terms *chemical redox flow batteries*, *redox-assisted flow batteries* and *flow batteries with insoluble active materials* were used only a few times and quickly fell out of use because these terms are neither descriptive nor accurate. We believe the terms *solid energy boosters* and *redox-targeted solids* are the most appropriate, and we will use them preferably throughout this review.

History of redox flow batteries with solid energy boosters

A summary of patenting and publication activities in SEB-RFB area is shown in Table 2. It is worth noting that these trends follow the classical TRIZ cycle of innovation, which alternates between fast growth and plateau stages [141], with the very first TRIZ innovation cycle being completed nowadays. As a result, despite the short (*ca.* 15 years) history of SEB-RFBs, it can be split into four time periods, as shown in Figure 6 and Tables 2 and 3: 2006-2010 Proof of concept; 2011-2015 Independent verifications; 2016-2018 Explosive growth; 2019-2022 Steady growth.

We shall discuss each of these periods separately below.

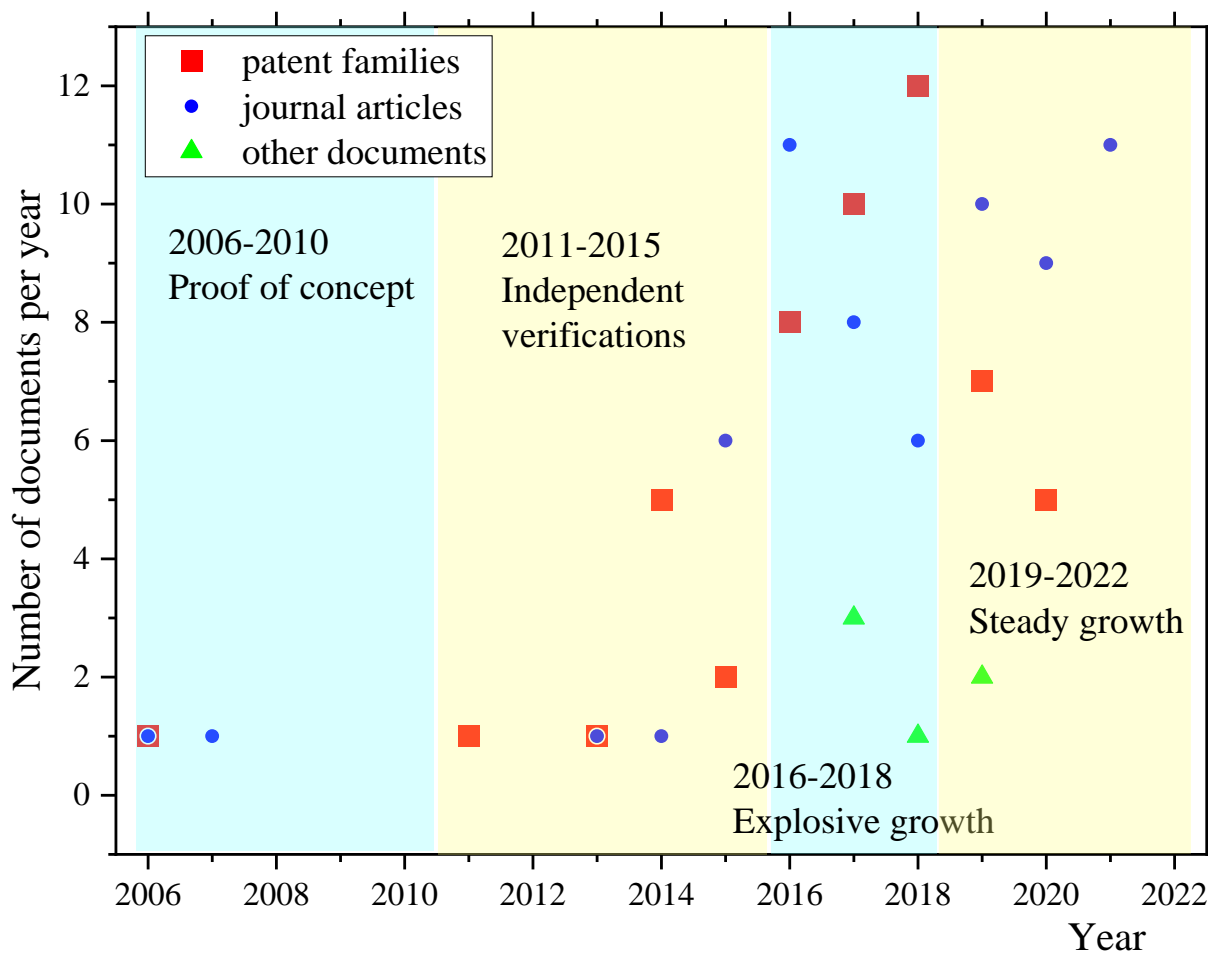


Figure 6. Publications (patent families, journal articles and other) related to SEB-RFBs vs priority or publication year

Table 2. Publications about SEB-RFBs sorted by reference type

Year	All by year	Patent families		Books and Chapters	Conf. papers	Journal papers		
		Anywhere	Filed in US			Editorials	Original	Reviews
2006	3	1	1				1	
2007	1						1	
2008	0							
2009	0							
2010	0							
2011	2	1	1					
2012	0							
2013	2	1					1	
2014	9	5	3				1	
2015	9	2	1				3	3
2016	26	8	7				5	6
2017	28	10	7	2	1		6	2
2018	28	12	9		1		5	1
2019	22	7	3	1	1	1	7	2
2020	15	5	1				6	3
2021	11					1	7	3
sum	156	52	33	3	3	2	43	20

Table 3. Counts of patent families (in red) and non-patent publications (in blue) about SEB-RFBs sorted by inventors'/authors' country*

Year	PR China	EPO	Finland	France	Germany	Israel	Japan	S.Korea	Malaysia	Singapore	Spain	Sweden	Switzerland	UK	USA
as priority office for patent applications							27								
2006		1											1+1		1
2007													1		
2008															
2009															
2010															
2011										1					
2012															
2013		1			1	1				1			1		
2014							1			1					3
2015		1					1+1			5					1
2016							6	1		6			1		1
2017							8			1+7			1		1+3
2018		1			1		7			1+6				1	2
2019		2	2				4	1		1+5	1		1	1	3
2020		5								4			1		3+1
2021		1+1	1	1					1	3		1			1
non-patent publications		7	3	1	1		1	1	1	40	1	1	6		10
patent families by inventors' country		3		1		2	1	27	1	3			2	2	10
sum		10	2	3	1	3	1	28	2	1	43	1	1	8	20

*The "year" column for patents refers to the earliest priority date, and for all other documents to the publication date. The data for 2021 and after are incomplete due to patent publication delays (usually 18 months between priority and publication dates) [142]; A bubble plot version of this table, sorted by applicant, is provided in Supplementary material (2022 Patent thickets)

2006-2010: Proof of concept

The earliest documented evidence of the idea of flow batteries with solid energy boosters can be traced to patent application IB2006/053832 (publication number WO2007/116363)[143] filed on 2006-04-07 by High Power Lithium SA [143,144], a venture capital-funded start-up company in Lausanne, Switzerland. The goal of this work was to improve the utilization of lithium-ion posode materials (with an example of LiFePO_4) in lithium-ion batteries and to reduce the amount of conductive carbon additives at the same time. The idea of dissolved redox-mediators came about as an extension of the inventors' earlier work on adsorbed redox-mediators ("molecular wires") for a poor electronic conductor LiFePO_4 [145].

The inventors prepared an electrode layer consisting of 95 wt.% LiFePO_4 and 5 wt.% of PVDF without carbon additives (see Figure 7). This electrode did not show noticeable electrochemical intercalation of lithium ions, as was expected from a poorly electronically conducting LiFePO_4 . Upon addition of dissolved 10-methylphenothiazine (or 2,2'-bipyridine derivative complexes of Os or Ru) to the posolyte, a significant increase (not shown) in the accessible charge was observed, suggesting the occurrence of reactions similar to (10) and (11). The inventors concluded that the addition of a dissolved mediator allowed for electrochemical polarization of the whole particle network by the current collector even though the lithium insertion material is electronically insulating and no carbon additive is used to promote conduction [146]. The inventors also reported an unexpected beneficial role of carbon nanotubes added to such a system with solid electroactive material and a dissolved redox-mediator. Indeed, if one looks at equations (10) and (11), one may conclude that these are purely chemical processes that proceed *via* a direct transfer between a solid booster and a dissolved mediator. In this scenario, there is no room for catalysis by carbon nanotubes. However, if one adds reactions (4) and (5), which are electrochemical and allow for a spatial decoupling of the electron donor and the electron acceptor sites, the "catalytic effect" of the carbon nanotubes becomes understandable.

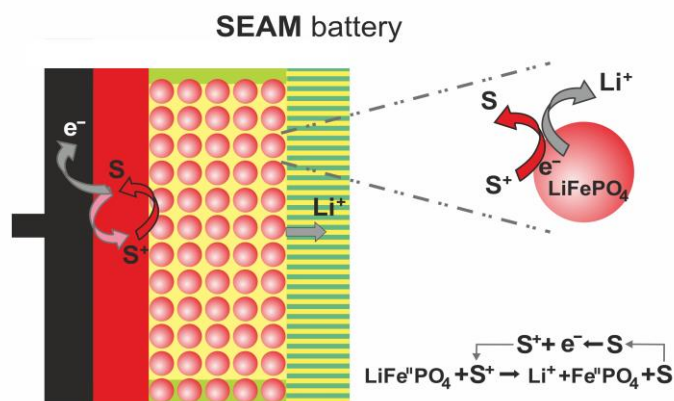


Figure 7. The principle of redox targeting an insulating electrode material such as LiFePO_4 by a freely diffusing molecular shuttle S . Redrawn from a figure in ref. [147]

The patent application IB2006/053832 [146] was filed by High Power Lithium (without naming EPFL) directly with WIPO as the first receiving office. Although the practice of patent filing directly at WIPO bypassing a national office is allowed by the Patent Cooperation Treaty of 1970 per Rule 19.1(a)(iii), it is rather rare in general. However, it is a common practice in Switzerland because this country typically issues patents without substantial examination and leaves it up to the courts to decide the patent's validity. Using WIPO's headquarters as a filing office allows Swiss inventors to get their patents examined by the Swiss Federal Institute of Intellectual property before issuance, thus affording such patents presumption of validity in Swiss courts [148].

The application eventually entered the national phase in Austria (*via* the EPO), India, PR China, USA, S. Korea and Japan, as shown in Figure 2. The unusually large (for a small company and compared to the other patent applications from HPL) geographic scale implied that the company considered this invention as highly valuable commercially. Nevertheless, while the applications were still pending, High Power Lithium (HPL) was acquired by New York Stock Exchange-listed Dow Inc., headquartered in Midland, MI, USA. Soon after, Dow abandoned all three patent families that it acquired with HPL, including IB2006/053832 (Figure 4), despite favorable reports from the patent examiners.

During this period, the Lausanne group published two journal communications [147,149] based on the results disclosed in the aforementioned [146] patent application. The *Angewandte Chemie* communication was focused on charge-discharge cycling of a poorly electronically conducting LiFePO_4 using either two dissolved mediators (both were $\text{Os}^{2/+3}$ complexes with substituted 2,2'-bipyridine ligands) or one (10-methylphenothiazine, MPTZ) [149]. The *Journal of Power Sources* communication added triphenylamine, phenoxazines and phenothiazines, known as overcharge protectors in lithium-ion batteries [147].

After EPFL, Qing Wang took a postdoctoral position at National Renewable Energy Laboratory in Colorado, USA, where he worked on different topics. The EPFL team also did not immediately follow this work. Thus, after the first proof-of-concept, the development of flow batteries with solid energy boosters came hiatus.

2011-2015: Independent verifications

In 2008, Prof. Qing Wang started a tenure-track position at the Department of Materials Science and Engineering at the National University of Singapore (NUS). While most of his work at that time was related to dye-sensitized solar cells, his group published a few studies of SEB-RFBs [106,136,150-155]. They demonstrated redox-targeting of LiFePO_4 (using ferrocene couple on the low-potential side and 1,1'-dibromoferrocene couple on the high-potential side) [106] and of $\text{Li}_{0.5}\text{TiO}_2$ (using cobaltocene and decamethylcobaltocene couples) [151]. The two-flanking couple's approach [156,157] differed from the original approach, with one mediator introduced in the earlier work [126]. The difference between the two redox-targeting methods is discussed in Supplementary Material (Thermodynamics of redox targeting). The NUS team found that the slow electron transport inside poorly-conducting LiFePO_4 particles often limits the rate of (de)lithiation and that addition of carbon accelerates the process.

During this period, some new research groups became interested in redox-targeting lithium battery materials. Collaborators from Bar-Ilan University (Israel) and Technical University of Munich (Germany) demonstrated redox-targeting of sulfur using ferrocene derivatives [158,159]. A team from Panasonic (Japan) demonstrated redox targeting of LiFePO_4 with tetrathiafulvalene and of V_2O_5 with 9,10 – phenanthrenequinone [160]. Collaborators from the Massachusetts Institute of Technology (MIT) and the University of California-Oakland (UCO) patented a battery where sulfur was reversibly redox-targeted using soluble benzoperyleneimide derivatives [161]. A team from Sandia National Lab (SNL) filed a US patent application, where redox targeting polyoxometalates with soluble organic mediators was proposed along with prophetic-only examples [162]. Neither the MIT-UCO [161], nor the SNL [162] patents have been transferred to a manufacturer as of 2022-04. First review articles about flow batteries with solid energy boosters (redox-targeted solids) were also published during this period [136,155,163].

2016-2018: Explosive growth

The most distinct feature of this period was aggressive patenting by Panasonic (Japan), shown as the red squares in Figure 6 and data for Japan in Table 3. Although it was limited only to Japan, PR China and the USA, the number of filed patent families (21) was significant [164-184]. However, only one [182] of these applications had experimental data from a full cell and only two [178,179] from half-cells. All three of these applications were filed in 2018. In all previous years, Panasonic reported prophetic examples only.

During this period, Prof. Qing Wang's team at the National University of Singapore (NUS) was more active in journal publishing [10,127,128,185-200] (see Table 3) than in patenting [201,202] (see the green line in Figure 9), while their contribution to the development of the technology was much more substantial than that of Panasonic's. Figure 8 shows a clever approach to redox-targeting LiFePO_4 ($E^\circ=3.45\text{ V vs. Li/Li}^+$) using the coexisting $\text{I}_3^-/\text{3I}^-$ (3.15 V) and $2\text{I}_3^-/\text{3I}_2$ (3.70 V) solution-phase redox couples. More recently, a Swedish group used the same booster-mediator (iodine-triiodide-iron phosphate) combination paired with sodium β' -alumina membrane and metallic Na negode to demonstrate a 3 V battery [203]. Regrettably, the high ohmic resistance of the ceramic membrane limited the cycling rate to 0.13 mA/cm^2 .

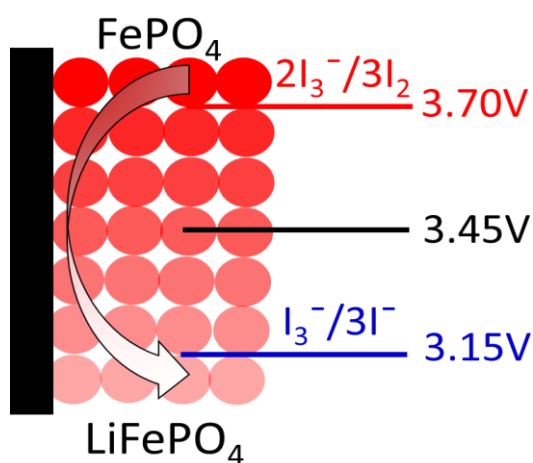


Figure 8. Schematic diagram of redox-targeting of LiFePO_4 electrode using the triiodide/iodine/iodine triplet according to ref. [185]

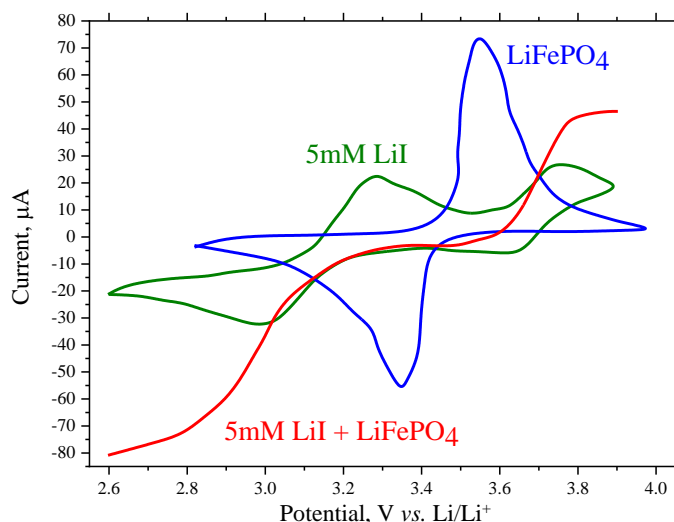


Figure 9. Cyclic voltammograms of F-doped $\text{SnO}_2\text{-Al}_2\text{O}_3$ electrode in 1 M LiTFSI in TEGDME (blue) with LiFePO_4 coating on the electrode; (green) bare electrode with lithium iodide added to the electrolyte. The two waves correspond to the reactions of triiodide in Fig. 15; (red) coated with LiFePO_4 and with LiI in the electrolyte. Digitized and redrawn from ref. [185]

Another group from the National University of Singapore demonstrated redox targeting of LiFePO_4 using ferrocene and *sym*-dibromoferrocene [192]. They also reported that pre-lithiation of the membrane in such an anhydrous battery significantly improves its conductivity and reduces cross-over.

Prof. Girault's group at EPFL, where Qing Wang performed the very first studies of SEBs for RFBs [146,147,149], also became interested in SEB-RFBs. They demonstrated the use of polyaniline (PANI) as a solid energy booster (SEB) coupled with $\text{Fe}^{3+/2+}$ dissolved mediator for the emeraldine-phenanthroline transition [204]. Not surprisingly, the $\text{V}^{4+}/\text{V}^{3+}$ couple was not effective as a redox-mediator for the leucoemeraldine-emeraldine transitions due to its well-known slow kinetics [205-207]. The

addition of electronically conducting carbon black was found to increase the accessible charge of PANI 3-fold, similar to what was reported earlier for other SEBs [146,151].

A group from the Nanjing University of Information Science and Technology (PR China) demonstrated the use of Ni and Cr cyclopentadienes as well as of ethylviologen as redox-mediators for sulfur in Li-S batteries [208,209]. Several reviews touching SEB-RFBs were published by Qing Wang's group [10,187,193,195,199] and others [210].

2019-2022: Decline from the main players and increase from newcomers

The most notable change during this period was a decline in the number of patent applications from Panasonic (see the data for Japan in Table 3). Since this decline started in 2018 (*i.e.*, earlier than the 18-month publication delay prior to our patent search in 2022-03), it is caused by an actual decrease in the SEB-RFB patenting activity by Panasonic and not by a data availability artefact. Neither Panasonic's own patent disclosures nor other publications explain the rationale behind the apparent withdrawal of the firm from the SEB-RFB area.

The number of non-patent publications from the National University of Singapore (NUS) and PR China also went somewhat during this period (see Table 3). At the same time, there was a continuous growth of publications from the USA (see Table 3) and the entrance of new research groups from multiple countries (Germany, Estonia, Finland, France, S. Korea, Malaysia, Spain, Sweden, UK) albeit with only 1 or 2 publications.

During this period, Qing Wang's group at NUS reported the use of redox-targeting in recycling spent lithium-ion batteries [211], and demonstrated nearly-quantitative utilization of SEB in a non-aqueous sodium-ion battery (see Figures 11 and 12). This group was also interested in developing RFBs with single molecule redox-targeting (SMRT) [212] on both negode and posode: *e.g.*, for LiFePO_4 in water using water-soluble ferrocene derivatives [213], for polyimide-nickel hexacyanoferrate [214], for alkaline nickel-metal hydride battery [215], and for two redox-transitions in Prussian Blue [216] for the more negative ($3e^-$ at 0.5 V vs. SHE) using ferri/ferrocyanide dissolved mediator (DM) and for the more positive ($2e^-$ at 1.2 V vs. SHE) using Br_2/Br^- DM (see Figure 10) [217,218].

One of the most important works from NUS during this period was the development of solid energy boosters for VRFBs [220]. The currently most popular version of VRFB chemistry, developed around 2012 at Pacific Northwest National Laboratory in the USA [221,222], uses solutions comprising 2.5 M of dissolved vanadium species, 2.5 M of sulfate and 6 M of chloride. Although this mixed sulfate-chloride chemistry allowed for a *ca.* 3-fold increase in the vanadium concentration compared to the older sulfate-only chemistry, it still suffers from the precipitation of V^{3+} species at -5°C and V_2O_5 at $+50^\circ\text{C}$ [223]. The NUS group wanted to add solid energy boosters (SEBs) to the vanadium tanks so that the size, weight and, potentially, the operating cost of the battery would be reduced while allowing the use of the dissolved mediators at lower concentrations so that the precipitate/clogging problems can be avoided. $(\text{VO})_6[\text{Fe}(\text{CN})_6]_3$ Prussian Blue Analogue (PBA) was discharged form of the posolyte's SEB. Since it has a redox transition at the same potential as the $\text{VO}_2^+/\text{VO}^{2+}$ transition, no other dissolved mediator was used. RDE measurement found that the booster also served as an excellent electrocatalyst for the $\text{V}^{5+/4+}$ redox couple in the solution (see Figure 13).

Galvanostatic cycling solution (see Figure 14) of a positive half-cell showed that the utilization of the PBA booster was *ca.* 70 % [220]. Although these results are encouraging, the durability of Prussian Blue Analogues (PBAs) in acidic solutions still needs to be demonstrated.

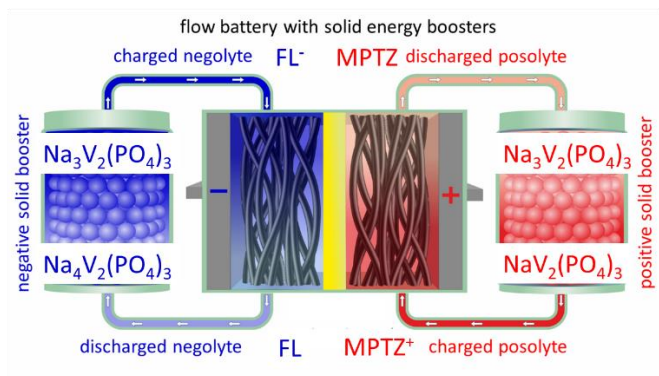


Figure 11. Schematic illustration of a redox targeting-based redox flow sodium-ion battery. The tanks are filled with $\text{Na}_x\text{V}_2(\text{PO}_4)_3$ granules. The equivalent SEBs' concentrations correspond to 14.7 m (molal, i.e. mol/kg of solvent) in the negolyte tank and to 7.4 m in the posolyte tank. 9-fluorenone in TEGDME+DMSO was used as a mediator in the posolyte and MPTZ in PC was used as a mediator in the negolyte. Nafion+PVDF membrane. Redrawn from ref. [219]

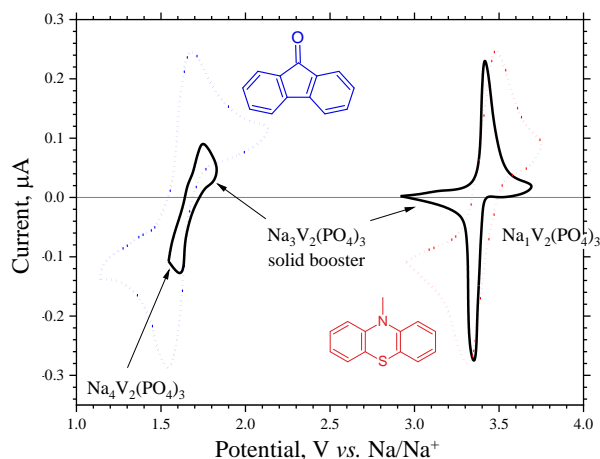


Figure 12. Cyclic voltammograms of N-methylphenothiazine (MPTZ, in propylene carbonate) and 9-fluorenone (in glym 4 + dimethylsulfoxide mixture) and those of the solid material $\text{Na}_4\text{V}_2(\text{PO}_4)_3$. The scan rate is 0.1 V/s for redox molecules and 0.001 V/s for solid material. Digitized and redrawn from ref. [219]

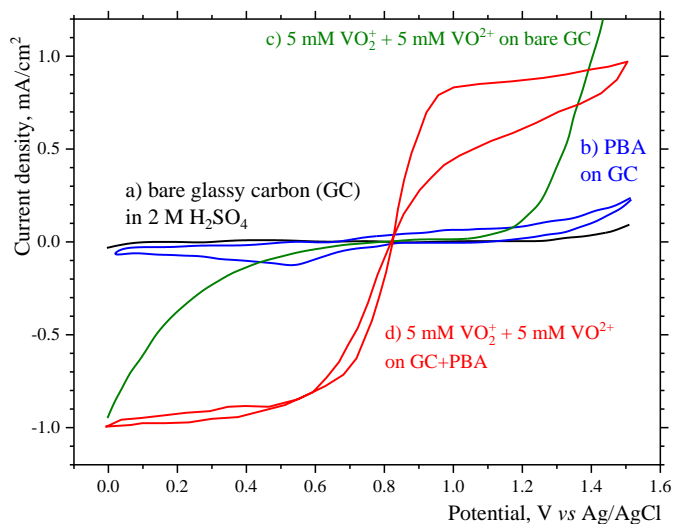


Figure 13. 5 mV/s cyclic voltammograms of a bare (black and green) and PBA-modified (blue and red) glassy carbon disk electrode rotating 1600 rpm in 2 M H_2SO_4 (black and blue lines) and in 2 M H_2SO_4 + 5 mM VO_2^+ + 5 mM VO_2^+ (green and red lines). Digitized and redrawn from ref. [220]

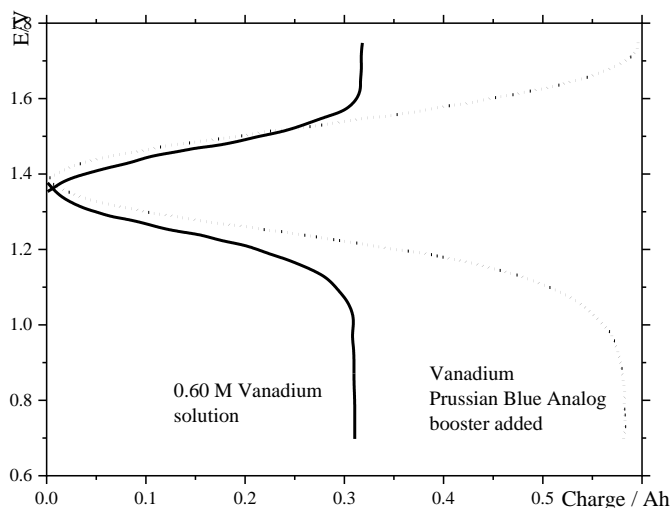


Figure 14. (right) Galvanostatic cycling at 30 $\text{mA}\cdot\text{cm}^{-2}$ of 0.60 M $\text{VO}_2^+/\text{VO}_2^+$ sulfate solution without (black) and with vanadium PBA solid. Negolyte is present in an excess. Digitized and redrawn from ref. [220]

Also notable during this period was a demonstration by a Spanish group of redox targeting a well-known SEAM material $\text{NiOOH}/\text{Ni}(\text{OH})_2$ using a single ferri/ferrocyanide mediator couple in combination with several different negolytes (see Fig. 15) [224]. Fig. 16 shows experimental data [107] equivalent to our calculations in Supplementary Material (Thermodynamics of redox targeting). Using that terminology, we conclude from Fig. 16 that $\text{NiOOH}/\text{Ni}(\text{OH})_2$ is a super-Nernstian material, as expected for a two-phase electrochemical transition. In Fig. 16, cycling ferri/ferrocyanide mediator in solution between 15 and 85 % state of charge (SoC) results in a favorable cycling of a *narrow* NiOOH booster between 0 and 78 % SoC, despite a *ca.* 80 mV mismatch (the exact value depends on the solution composition) in the standard redox potentials of the mediator and the booster.

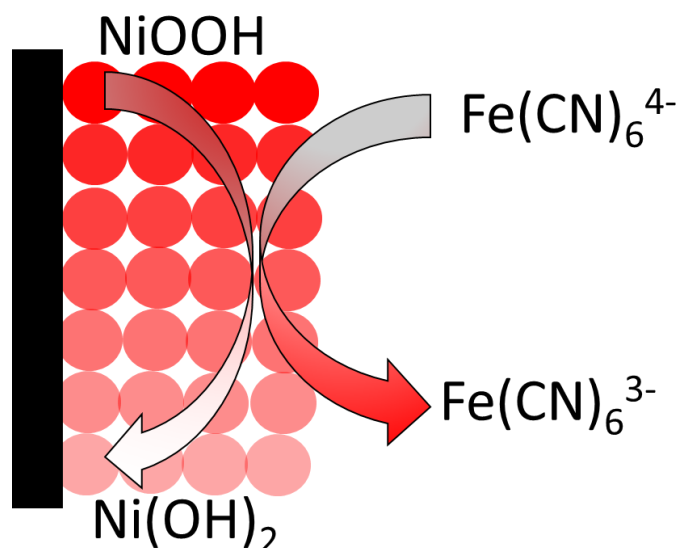


Figure 15. Operating principle of a solid NiOOH electrode coupled with ferrocyanide as a dissolved redox mediator. Redrawn from a figure in ref. [224]

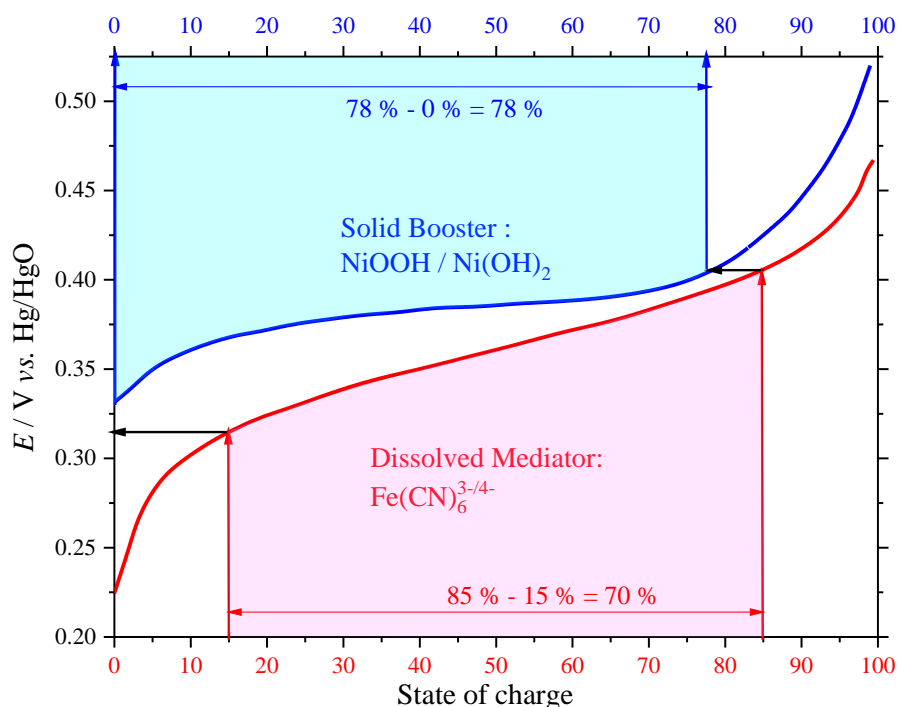


Figure 16. Equilibrium potentials of the NiOOH booster and ferri/ferrocyanide mediator couple as functions of their state of charge. This figure is equivalent to Fig. S-4-in the Supplementary Material (Thermodynamics of redox targeting). Replotted from the experimental data in ref. [107]

In 2021-2022, several research groups undertook detailed studies of redox-targeting of LiFePO_4 booster with aqueous ferricyanide. The group of Prof. Emmanuel Baudrin from Université de Picardie Jules Verne in France studied single-molecule redox targeting (SMRT) of LiFePO_4 using ferri-/ferrocyanide couple, with E° - tuned by the addition of DMSO and LiCl [225]. The authors demonstrated that the total capacity of the posolyte can be doubled upon the addition of only 1 % of solid LFP by volume. It's worth noting that to be able to achieve high flow rates and high SEB utilization with a stable flow, they used porous LFP pellets prepared by spark plasma sintering rather than an LFP powder. To the best of our knowledge, the solid energy boosters in RFBs have not been used in a fluidized bed reactor.

Some interesting results came from fundamental studies as well. It was found that during chemical redox-targeting, the oxidation (delithiation) of LiFePO_4 was generally faster than the reduction (lithiation) of FePO_4 [226]. Also, the activation energy for the chemical pathways was higher than for electrochemical [226]. Further studies are needed to find out if this effect is real, or an artefact of experiment/data analysis. What was clear, nevertheless, is that the redox-targeting reactions can be fast enough to experience mass-transport limitations in porous solids. In their following study, the University of Virginia group improved their packed-bed reactor for the delithiation of *ca.* 60 nm LiFePO_4 particles, which eliminated mass-transport restrictions with just 0.3 M concentration of $[\text{Fe}(\text{CN})_6]^{3-}$ [226]. Increasing the delithiation temperature from 22 to 40 °C did not have a significant effect on the reaction rate, suggesting that transport inside the booster may be rate-limiting. However, decreasing the delithiation temperature from 22 to 13 and 4 °C resulted in a reduced reaction rate, which could be due to reaction (10) becoming rate-limiting because of the slow diffusion of Li^+ in the solid phase.

Sanford, McNeil and their coworkers from the University of Michigan demonstrated a general route to ROTS-RFBs based on the use of a dissolved redox-active monomer in solution (and of its corresponding polymer as a solid energy booster [227]. They found that *ca.* 50 % of the booster is utilized in their first non-optimized cell. Among the most significant recent developments from PR China was a demonstration of Zn- MnO_2 battery with a positive Br_2 posolyte mediator [228] and lithium-sulfur ROTS-RFB [209,229]. Several reviews about SEB-RFBs were also published during this period [230-233].

Conclusions and outlook

In the preceding discussion, we showed that flow batteries with solid energy boosters (SEBs) had a turbulent history with peak activity in 2016-2018 and apparent abandonment of this technology by the main contributors thereafter. Neither we nor the publications cited in this review discuss the reasons for the decline in the interest in this technology. We shall attempt to answer this question now.

In disadvantage D5 we showed that redox flow batteries (RFBs) are inferior in the stationary energy storage (SES) market to batteries with solid electroactive materials (SEAM) in general (and to LIBs in particular) in terms of energy efficiency. We used LFP chemistry for this analysis because it is the lowest cost LIB chemistry and because by 2022, it has been selected for both small and large stationary installations by most developers. The conclusions that we made for RFBs, in general, apply to SEB-RFBs as well, because the energy efficiency of the latter is worse than the energy efficiency of the former. Thus, *based on the energy efficiency considerations alone, one should reject the use of flow batteries* (with or without solid energy boosters) in the stationary energy storage markets in favor of non-flow batteries with solid electroactive materials. One possible exception to this conclusion is market, where the cost of the input energy (and thus the energy efficiency) is less important than the

system's durability and self-discharge. Reserve power is an example of such a market, and it can be served well by traditional (without solid energy boosters) RFBs [53].

The question now is whether SEB-LIBs are better than traditional (non-flow) LIBs for cars (and other types of vehicles), since longer driving range (*i.e.*, battery's system-level specific energy) is more important in this market, than battery's energy efficiency [234,235]. Figure 17 shows the historical progress of the specific energy of lithium-ion batteries.

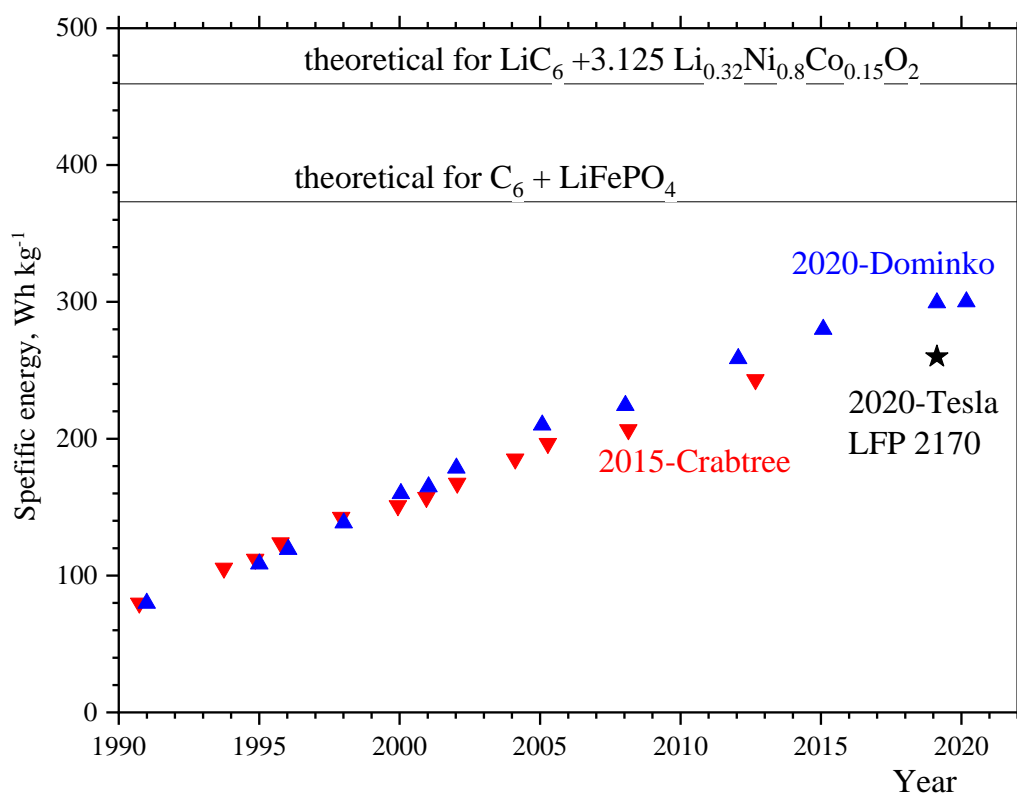


Figure 17. Specific energy of lithium-ion batteries (various formats and chemistries) vs. production year.
References: 2015-Crabtree [237], 2020-Dominko [238] 2020-Tesla [239]

The red and blue triangles in Figure 17 refer to the data from recent review articles, where neither the battery chemistry nor battery formats were differentiated. It is worth noting that in thirty years since their first commercial introduction LIBs specific energy increased by a factor of 3.75. In 2020 Tesla, Inc. reported [236] that the specific energy of Panasonic's 2170 format cylindrical cells used in Model 3 is 260 Wh/kg, *i.e.*, 57 % of the value for pure chemicals (459 Wh/kg), as shown in Figure 17. If this chemistry is used in a SEB-RFB, such system-level energy dilution (57 %) will be achieved only if the booster tank and the stack have over 75 % (*i.e.*, $0.57^{0.5}$) energy efficiency each, *even if we do not account for the stack weight of the stack, redox fluids and pumps*. This simple estimation shows that the contemporary traditional SEAM-LIBs surpassed the SEB-LIBs in terms of specific energy at the system level. Regarding the electric vehicles market, we conclude that any weight reduction gained due to the elimination of binders and current collectors when going from SEAM batteries to SEB-RFBs, is likely to be negated by the reduced energy efficiency and by the addition of a power stack and related components.

With both stationary and vehicle markets lost to traditional LIBs, redox flow batteries with solid energy boosters do not have a competitive market niche that can revive interest in this technology.

Abbreviations:

ASP	Area-specific power
CV	Cyclic voltammogram or cyclic voltammetry
DEAM	Dissolved electroactive material
DM	Dissolved mediator
DMSO	Dimethylsulfoxide
E°	Standard electrode potential
EPO	European Patent Office
EU	European Union
FEV	Fully electric vehicle
GC	Glassy carbon
HPL	High Power Lithium, a Swiss startup company
IB	International Bureau of WIPO
ICE	Internal combustion engine
LES	Liquid energy storage, <i>i.e.</i> , traditional RFBs without solid energy boosters (SEBs)
LFP	Lithium iron phosphate
LFPB	Lithium-iron phosphate SEAM battery (LFPB)
LNCMB	Lithium ion-nickel-cobalt-manganese oxide SEAM battery
MIT	Massachusetts Institute of Technology
MPTZ	10-methylphenothiazine
NoSS	No stoichiometric solutes
NUS	National University of Singapore
OCV	Open-circuit voltage
PBA	Prussian Blue analogue
PC	Propylene carbonate
PCT	Patent Cooperation Treaty of 1970
RFB	Redox flow battery
RMF	Redox -mediating fluid
ROTS	Redox-targeted solid, same as SEB
SEAM	Solid electroactive material
SEB	Solid energy booster, same as ROTs
SMRT	Single-molecule redox-targeting
SNL	Sandia National Laboratories, New Mexico, USA
SoC	State of charge
SQL	Structured Query Language
RFB	Redox flow battery
RMF	Redox-mediating fluid
ROTS	Redox-targeted solid(s), same as SEB
TRIZ	Theory of solving inventive problems
VRFB	Vanadium redox flow battery
WIPO	World's Intellectual Property Organization
UCO	University of California-Oakland
UK	United Kingdom of Great Britain and Northern Ireland
USA	United States of America

Acknowledgements: This work was supported in part by the Russian Science Foundation (grant 15-13-20038).

References

- [1] P. Alotto, M. Guarnieri, F. Moro, Redox Flow Batteries for the Storage of Renewable Energy: A Review, *Renewable and Sustainable Energy Reviews* **29** (2014) 325-335. <https://doi.org/10.1016/j.rser.2013.08.001>
- [2] Y. V. Tolmachev, Hydrogen-Halogen Electrochemical Cells: A Review of Applications and Technologies, *Russian Journal of Electrochemistry* **50** (2014) 301-316. <https://doi.org/10.1134/s1023193513120069>
- [3] F. Pan, Q. Wang, Redox Species of Redox Flow Batteries: A Review, *Molecules* **20** (2015) 20499-20517. <https://doi.org/10.3390/molecules201119711>
- [4] R. Ye, D. Henkensmeier, S. J. Yoon, Z. Huang, D. K. Kim, Z. Chang, S. Kim, R. Chen, Redox Flow Batteries for Energy Storage: A Technology Review, *Journal of Electrochemical Energy Conversion and Storage* **15** (2018) 010801. <https://doi.org/10.1115/1.4037248>
- [5] Y. Zhenh, Y. Li, *Redox Flow Battery*, in *Studies in Surface Science and Catalysis*, Elsevier Inc., 2019, pp. 385-413 01672991 (ISSN) <https://doi.org/10.1016/b978-0-444-64337-7.00020-3>.
- [6] G. Tomazic, M. Skyllas-Kazacos, Chapter 17-Redox Flow Batteries, *Electrochemical Energy Storage for Renewable Sources and Grid Balancing* (2015) 309-336. <https://doi.org/10.1016/b978-0-444-62616-5.00017-6>
- [7] Z. Qi, G. M. Koenig Jr., Review Article: Flow Battery Systems with Solid Electroactive Materials, *Journal of Vacuum Science & Technology B, Nanotechnology and Microelectronics: Materials, Processing, Measurement, and Phenomena* **35** (2017) 040801. <https://doi.org/10.1116/1.4983210>
- [8] M. M. Petrov, A. D. Modestov, D. V. Konev, E. A. Antipov, P. A. Loktionov, P. D. Picugov, N. V. Kartasova, A. T. Glazkov, L. Z. Abunaeva, V. N. Andreev, M. A. Vorotyntsev, Redox Flow Batteries: Role in Modern Electric Power Industry and Comparative Characteristics of the Main Types, *Russian Chemical Reviews* **90** (2021) 677-702. <https://doi.org/10.1070/RCR4987>
- [9] Y. V. Tolmachev, *Journal of Electrochemical Science and Engineering* (2022) submitted.
- [10] J. Yu, L. Fan, R. Yan, M. Zhou, Q. Wang, Redox Targeting-Based Aqueous Redox Flow Lithium Battery, *ACS Energy Letters* **3** (2018) 2314-2320. <https://doi.org/10.1021/acsenergylett.8b01420>
- [11] C. Warde, B. Brummet, R. Clubb *et al.*, *Development of the Zinc-Chloride Battery for Utility Applications. Interim Report, May 1980* Energy Development Associates 1980.
- [12] J. Fricke, Zinc Chloride Batteries and Redox Cells-Electrochemical Storage Systems for Cars and Regenerative Energy Sources, *Physik Unserer Zeit* **11** (1980) 157-9. <https://doi.org/10.1002/piuz.19800110506>
- [13] Energy Development Associates Madison Heights, MI 48071 (U.S.A.), Zinc-Chloride Battery Development Project, *Journal of Power Sources* **5** (1980) 352-353. [https://doi.org/10.1016/0378-7753\(80\)80040-1](https://doi.org/10.1016/0378-7753(80)80040-1).
- [14] Factory Mutual Research Corporation, Norwood, MA 01062 (U.S.A.), A Hazard Assessment of Zinc-Chlorine Electric Vehicle Batteries, *Journal of Power Sources* **5** (1980) 398-399. [https://doi.org/10.1016/0378-7753\(80\)80071-1](https://doi.org/10.1016/0378-7753(80)80071-1)
- [15] *Development of the Zinc-Chlorine Battery for Utility Applications, Interim Report, EM-1051, Parts 4-Appendixes Research Project 226-3*, Energy Development Associates A Gulf + Western Company 1979.
- [16] M. Futamata, S. Takahashi, Current Status of Battery Development for Vehicular Application. 4. Zinc-Chlorine Battery, *Osaka Kogyo Gijutsu Shikensho Kiho* **37** (1986) 229-39. CAPLUS AN 1987:87549 .
- [17] M. E. C. Ohajianya A. C., Amakom C. M., Akujor, Design and Construction of a Membraneless Zinc-Chlorine Electric Cell, *Journal of Sustainable Energy* **11(1)** (2020)6-8.

- [18] Y. V. Tolmachev, A. Piatkivskiy, V. V. Ryzhov, D. V. Konev, M. A. Vorotyntsev, Energy Cycle Based on a High Specific Energy Aqueous Flow Battery and Its Potential Use for Fully Electric Vehicles and for Direct Solar-to-Chemical Energy Conversion, *Journal of Solid State Electrochemistry* **19** (2015) 2711-2722. <https://doi.org/10.1007/s10008-015-2805-z>
- [19] A. D. Modestov, D. V. Konev, O. V. Tripachev, A. E. Antipov, Y. V. Tolmachev, M. A. Vorotyntsev, A Hydrogen-Bromate Flow Battery for Air-Deficient Environments, *Energy Technology* **6** (2018) 242-245. <https://doi.org/10.1002/ente.201700447>
- [20] T. F. O'Brien, T. V. Bommaraju, F. Hine, *Handbook of Chlor-Alkali Technology*, Springer, New York, 2005, ISBN:0306486237
- [21] K. M. Beers, D. T. Hallinan Jr., X. Wang, J. A. Pople, N. P. Balsara, Counterion Condensation in Nafion, *Macromolecules* **44** (2011) 8866-8870. <https://doi.org/10.1021/ma2015084>
- [22] J. Kamcev, B. D. Freeman, Charged Polymer Membranes for Environmental/Energy Applications, *Annual Review of Chemical and Biomolecular Engineering* **7** (2016) 111-133. <https://doi.org/10.1146/annurev-chembioeng-080615-033533>
- [23] J. Kamcev, M. Galizia, F. M. Benedetti, E.-S. Jang, D. R. Paul, B. D. Freeman, G. S. Manning, Partitioning of Mobile Ions between Ion Exchange Polymers and Aqueous Salt Solutions: Importance of Counter-Ion Condensation, *Physical Chemistry Chemical Physics* **18** (2016) 6021-6031. <https://doi.org/10.1039/c5cp06747b>
- [24] A. R. Crothers, R. M. Darling, A. Kusoglu, C. J. Radke, A. Z. Weber, Theory of Multicomponent Phenomena in Cation-Exchange Membranes: Part I. Thermodynamic Model and Validation, *Journal of The Electrochemical Society* **167** (2020) 013547. <https://doi.org/10.1149/1945-7111/ab6723>
- [25] D. Kitto, J. Kamcev, Manning Condensation in Ion Exchange Membranes: A Review on Ion Partitioning and Diffusion Models, *Journal of Polymer Science* (2022)1-45. <https://doi.org/10.1002/pol.20210810>
- [26] K. Oh, M. Moazzam, G. Gwak, H. Ju, Water Crossover Phenomena in All-Vanadium Redox Flow Batteries, *Electrochimica Acta* **297** (2019) 101-111. <https://doi.org/10.1016/j.electacta.2018.11.151>
- [27] C. Sun, H. Zhang, Review of the Development of First-Generation Redox Flow Batteries: Iron-Chromium System, *ChemSusChem* **15** (2022) e202101798. <https://doi.org/10.1002/cssc.202101798>
- [28] V. V. Sentyurin, O. A. Levitskiy, T. V. Magdesieva, Molecular Design of Ambipolar Redox-Active Molecules II: Closed-Shell Systems, *Current Opinion in Electrochemistry* **24** (2020) 6-14. <https://doi.org/10.1016/j.coelec.2020.05.005>
- [29] V. V. Sentyurin, O. A. Levitskiy, T. V. Magdesieva, Molecular Design of Ambipolar Redox-Active Open-Shell Molecules: Principles and Implementations, *Current Opinion in Electrochemistry* **24** (2020) 15-23. <https://doi.org/10.1016/j.coelec.2020.05.006>
- [30] R. P. Fornari, M. Mesta, J. Hjelm, T. Vegge, P. de Silva, Molecular Engineering Strategies for Symmetric Aqueous Organic Redox Flow Batteries, *ACS Materials Letters* **2** (2020) 239-246. <https://doi.org/10.1021/acsmaterialslett.0c00028>
- [31] G. Sikukuu Nambafu, Organic Molecules as Bifunctional Electroactive Materials for Symmetric Redox Flow Batteries: A Mini Review, *Electrochemistry Communications* **127** (2021) 107052. <https://doi.org/10.1016/j.elecom.2021.107052>
- [32] Y. Shiokawa, T. Yamamura, K. Shirasaki, Energy Efficiency of an Uranium Redox-Flow Battery Evaluated by the Butler-Volmer Equation, *Journal of the Physical Society of Japan* **75** (2006) 137-142. <https://doi.org/10.1143/jpsjs.75s.137>
- [33] T. Yamamura, N. Watanabe, Y. Shiokawa, Energy Efficiency of Neptunium Redox Battery in Comparison with Vanadium Battery, *Proceedings of the Rare Earths'04 in Nara, Japan* **408-412** (2006) 1260-1266. <https://doi.org/10.1016/j.jallcom.2005.04.174>

- [34] C. H. Bae, E. P. L. Roberts, M. H. Chakrabarti, M. Saleem, All-Chromium Redox Flow Battery for Renewable Energy Storage, *International Journal of Green Energy* **8** (2011) 248-264. <https://doi.org/10.1080/15435075.2010.549598>
- [35] C. L. Peake, A. J. Kibler, G. N. Newton, D. A. Walsh, Organic-Inorganic Hybrid Polyoxotungstates as Configurable Charge Carriers for High Energy Redox Flow Batteries, *ACS Applied Energy Materials* **4** (2021) 8765-8773. <https://doi.org/10.1021/acsaem.1c00800>
- [36] L. E. Vangelder, T. R. Cook, E. M. Matson, Progress in the Design of Polyoxovanadate-Alkoxides as Charge Carriers for Nonaqueous Redox Flow Batteries, *Comments on Inorganic Chemistry* **39** (2019) 51-89. <https://doi.org/10.1080/02603594.2019.1587612>
- [37] J. Friedl, M. A. Lebedeva, K. Porfyrakis, U. Stimming, T. W. Chamberlain, All-Fullerene-Based Cells for Nonaqueous Redox Flow Batteries, *Journal of the American Chemical Society* **140** (2018) 401-405. <https://doi.org/10.1021/jacs.7b11041>
- [38] J. L. Barton, A. I. Wixtrom, J. A. Kowalski, E. A. Qian, D. Jung, F. R. Brushett, A. M. Spokoyny, Perfunctionalized Dodecaborate Clusters as Stable Metal-Free Active Materials for Charge Storage, *ACS Applied Energy Materials* **2** (2019) 4907-4913. <https://doi.org/10.1021/acsaem.9b00610>
- [39] W. Duan, R. S. Vemuri, J. D. Milshtein, S. Laramie, R. D. Dmello, J. Huang, L. Zhang, D. Hu, M. Vijayakumar, W. Wang, J. Liu, R. M. Darling, L. Thompson, K. Smith, J. S. Moore, F. R. Brushett, X. Wei, A Symmetric Organic-Based Nonaqueous Redox Flow Battery and Its State of Charge Diagnostics by Ftir, *Journal of Materials Chemistry A* **4** (2016) 5448-5456. <https://doi.org/10.1039/c6ta01177b>
- [40] M. Skyllas-Kazacos, M. Rychcik, G. Robins Robert, (Unisearch Limited), patent 1986AU-0055562 (1986)
- [41] M. Skyllas-Kazacos, M. Rychcik, R. G. Robins, A. G. Fane, M.A. Green, New All-Vanadium Redox Flow Cell, *Journal of The Electrochemical Society* **133** (1986) 1057-1058. <https://doi.org/10.1149/1.2108706>
- [42] F. D. W. Y. Qu, L. Y. Fan, X. Y. Feng, J. Y. Ma, Review of Vanadium Redox Flow Battery Technology, *Jilin Daxue Xuebao (Gongxueban)/Journal of Jilin University (Engineering and Technology Edition)* **52** (2022) 1-24. <https://doi.org/10.13229/j.cnki.jdxbgxb20210047>
- [43] J. Marquez, O. Marquez, E. Weinhold, K. Márquez, Y. Balladores, Vanadium in Redox Flow Cells. Current Status: A Review (Part B), *Ciencia E Ingenieria* **42** (2021) 351-358. <http://erevistas.saber.ula.ve/index.php/cienciaeingenieria/article/view/17278>
- [44] J. Marquez, O. Marquez, E. Weinhold, K. Márquez, Y. Balladores, Vanadium in Redox Flow Cells. Current Status: A Review (Part A), *Ciencia E Ingenieria* **42** (2021) 327-338. <http://erevistas.saber.ula.ve/index.php/cienciaeingenieria/article/view/17276>
- [45] C. Choi, S. Kim, R. Kim, Y. Choi, S. Kim, H.-Y. Jung, J. H. Yang, H.-T. Kim, A Review of Vanadium Electrolytes for Vanadium Redox Flow Batteries, *Renewable and Sustainable Energy Reviews* **69** (2017) 263-274. <https://doi.org/10.1016/j.rser.2016.11.188>
- [46] M. Skyllas-Kazacos, L. Cao, M. Kazacos, N. Kausar, A. Mousa, Vanadium Electrolyte Studies for the Vanadium Redox Battery - A Review, *ChemSuSchem* **9** (2016) 1521-1543. <https://doi.org/10.1002/cssc.201600102>
- [47] A. Cunha, J. Martins, N. Rodrigues, F. P. Brito, Vanadium Redox Flow Batteries: A Technology Review, *International Journal of Energy Research* **39** (2015) 889-918. <https://doi.org/10.1002/er.3260>
- [48] G. Kear, A. A. Shah, F. C. Walsh, Development of the All-Vanadium Redox Flow Battery for Energy Storage: A Review of Technological, Financial and Policy Aspects, *International Journal of Energy Research* **36** (2012) 1105-1120. <https://doi.org/10.1002/er.1863>

- [49] H.-S. Choi, J.-C. Kim, C.-H. Ryu, G.-J. Hwang, Research Review of the All Vanadium Redox-Flow Battery for Large Scale Power Storage, *Membrane Journal* **21** (2011) 107-117. <https://www.koreascience.or.kr/article/JAKO201128563050874.pdf>
- [50] S. Zhu, W. Sun, Q. Wang, H. Yin, B. Wang, Review of R&D Status of Vanadium Redox Battery, *Huagong Jinzhan* **26** (2007) 207-211. <https://hgiz.cip.com.cn/EN/1000-6613/home.shtml>
- [51] K. Lourenssen, J. Williams, F. Ahmadpour, R. Clemmer, S. Tasnim, Vanadium Redox Flow Batteries: A Comprehensive Review, *Journal of Energy Storage* **25** (2019) 100844. <https://doi.org/10.1016/j.est.2019.100844>
- [52] M. Skyllas-Kazacos, J. F. Mccann, *Vanadium Redox Flow Batteries (Vrbs) for Medium- and Large-Scale Energy Storage*, in *Advances in Batteries for Medium and Large-Scale Energy Storage: Types and Applications*, Elsevier, 2015, pp. 329-386. <https://doi.org/10.1016/B978-1-78242-013-2.00010-8>.
- [53] Y. V. Tolmachev, Flow batteries from 1879 to 2022 and beyond, *Journal of Electrochemical Science and Engineering* (2022) submitted. https://www.researchgate.net/publication/362405724_Flow_batteries_from_1879_to_2022_and_beyond
- [54] *Valuwalk: Vanadium Redox Flow Batteries: The Next Big Wave after Lithium Batteries*, Newstex, Chatham, 2016. <https://www.mining.com/web/vanadium-redox-flow-batteries-the-next-big-wave-after-lithium-batteries/>
- [55] Y. H. Huang, Y. Su, A. Garg, Measurement and Prediction of Decomposed Energy Efficiencies of Lithium Ion Batteries with Two Charge Models, *Journal of Electrochemical Energy Conversion and Storage* **18** (2021) 030901. <https://doi.org/10.1115/1.4049576>
- [56] V. Bobanac, H. Basic, H. Pandzic, *19th International Conference on Smart Technologies (IEEE EUROCON)*, Lviv, UKRAINE, 2021, pp. 385-389, Abstract no. WOS:000728121700072.
- [57] D. S. Aaron, Q. Liu, Z. Tang, G. M. Grim, A. B. Papandrew, A. Turhan, T. A. Zawodzinski, M. M. Mench, Dramatic Performance Gains in Vanadium Redox Flow Batteries through Modified Cell Architecture, *Journal of Power Sources* **206** (2012) 450-453. <https://doi.org/10.1016/j.jpowsour.2011.12.026>
- [58] M. Skyllas-Kazacos, *Vanadium Flow Batteries: Principles, Characteristics, Structure, Evaluation*, in *Redox Flow Batteries: Fundamentals and Applications*, Taylor & Francis Group, Milton, 2017, pp. 327-354. 9781498753968 (ISBN); 9781498753944 (ISBN) <https://doi.org/10.1201/9781315152684>
- [59] T. F. Fuller, J. N. Harb, *Electrochemical Engineering*, Wiley, 2018. ISBN 9781119004257
- [60] M. Skyllas-Kazacos, L. Y. Cao, M. Kazacos, N. Kausar, N. Mousa, Vanadium Electrolyte Studies for the Vanadium Redox Battery Review, *ChemSuSchem* **9** (2016) 1521-1543 <https://doi.org/10.1002/cssc.201600102>.
- [61] A. R. Septiana, W. Honggowiranto, S. Sudaryanto *et al.*, *1st Materials Research Society-Indonesia Conference and Congress 2017, MRS-INA C and C 2017, IOP Conference Series: Materials Science and Engineering*, 2018. <https://iopscience.iop.org/article/10.1088/1757-899X/432/1/012063/pdf>
- [62] T. Elwert, Q. Hua, K. Schneider, Recycling of Lithium Iron Phosphate Batteries: Future Prospects and Research Needs, *Materials Science Forum* **959** (2019) 49-68. <https://doi.org/10.4028/www.scientific.net/MSF.959.49>
- [63] Z. Huang, A. Mu, Research and Analysis of Performance Improvement of Vanadium Redox Flow Battery in Microgrid: A Technology Review, *International Journal of Energy Research* **45** (2021) 14170-14193. <https://doi.org/10.1002/er.6716>

- [64] K. Tagawa, R. J. Brodd, *Production Processes for Fabrication of Lithium-Ion Batteries*, in *Lithium-Ion Batteries: Science and Technologies*, M. Yoshio, R.J. Brodd, A. Kozawa Eds., Springer, New York, 2009, pp. 181-194. https://doi.org/10.1007/978-0-387-34445-4_8.
- [65] J. Houser, A. Pezeshki, J. T. Clement, D. Aaron, M. M. Mench, Architecture for Improved Mass Transport and System Performance in Redox Flow Batteries, *Journal of Power Sources* **351** (2017) 96-105. <https://doi.org/10.1016/j.jpowsour.2017.03.083>
- [66] M. Uhrig, S. Koenig, M. R. Suriyah, T. Leibfried, Lithium-Based vs. Vanadium Redox Flow Batteries - a Comparison for Home Storage Systems, *Energy Procedia* **99** (2016) 35-43. <https://doi.org/10.1016/j.egypro.2016.10.095>
- [67] M. R. Mohamed, S. M. Sharkh, F. C. Walsh, *Redox Flow Batteries for Hybrid Electric Vehicles: Progress and Challenges*, 5th IEEE Vehicle Power and Propulsion Conference (VPPC 09), IEEE, Dearborn, MI, 2009, p. 491-497 <https://doi.org/10.1109/vppc.2009.5289801>
- [68] C. Bailleux, When Electrochemistry Paved the Way to the Sky, *Proc.-Electrochem. Soc.*, 1987, p. 268-78. https://www.google.com/books/edition/Proceedings_of_the_Symposium_on_History/A8frAAAAMAAJ?hl=en&gbpv=1&dq=C.+Bailleux,+When+Electrochemistry+Paved+the+Way+to+the+Sky&pg=PA268&printsec=frontcover
- [69] La France (Airship), <https://collection.sciencemuseumgroup.org.uk/objects/co29480/the-tissandier-la-france-airship-1883-aircraft-airships> visited on 2022-09-13.
- [70] E. J. Cairns, E. H. Hietbrink, *Electrochemical Power for Transportation*, in *Comprehensive Treatise of Electrochemistry*, 1981. https://doi.org/10.1007/978-1-4615-6687-8_15
- [71] D. L. Douglas, J. R. Birk, Secondary Batteries for Electrical Energy Storage, *Annual Review of Energy* **5** (1980) 61-88. <https://doi.org/10.1146/annurev.eg.05.110180.000425>
- [72] C. S. Bradley, (The Bradley Electric Power Company), US409448 (1884) <https://patents.google.com/patent/US409448A/en>
- [73] C. S. Bradley, (The Bradley Electric Power Company, United States), US312802 (1884) <https://patents.google.com/patent/US312802A/en?q=US312802>
R. Bellows, H. Einstein, P. Grimes, E. Kantner, K. Newby, J. A. Shropshire, *Bipolar Zn-Br₂ Battery for Motive Power*, *Proceedings of the Symposia on Stationary Energy Storage Load Leveling and Remote Applications (1988)* https://www.google.com/books/edition/Proceedings_of_the_Symposia_on_Stationary_Energy_Storage_Load_Leveling_and_Remote_Applications/U-BsAAAAIAAJ?hl=en&gbpv=0
- [74] R. J. Bellows, H. Einstein, E. Kantner *et al.*, *Proceedings of the 20th Intersociety Energy Conversion Engineering Conference, Energy for the Twenty-First Century. Volume 2.*, Miami Beach, FL, USA, 1985, pp. 70-78. <https://www.osti.gov/servlets/purl/6775593>
- [75] R. J. Bellows, P. Grimes, J. A. Shropshire *et al.*, *Advances in Zinc Bromine Batteries for Motive Power*, *EVC Expo 80 Conf Proc*, Electr Veh Counc, Washington, DC, USA ; St Louis, MO, USA, 1980. <https://ui.adsabs.harvard.edu/abs/1980iece.conf.1465B/abstract>
- [76] J. Bolsted, P. Eidler, R. Miles, R. Petersen, K. Yaccarino, S. Lott, *Proof-of-Concept Zinc/Bromine Electric Vehicle Battery*, Johnson Controls, Inc., 1991, p. 98. <https://trid.trb.org/view/361885>
- [77] G. Clerici, M. De Rossi, M. Marchetto, *Zinc-Bromine Storage Battery for Electric Vehicles*, Academic, 1975, p. 167-181. *Proceedings of the Ninth International Symposium*, Brighton, Sussex, England. <https://ui.adsabs.harvard.edu/abs/1975psrd.proc..167C/abstract>
- [78] P. A. Eidler, *Zinc/Bromine Battery from Johnson Controls Powers "Solectria Force" in Race*, *PR Newswire*, New York, 1992, p. 1. <https://www.proquest.com/docview/450248116>
- [79] M. J. Montgomery, J. E. Oxley, R. A. Putt, Gould Zinc-Bromine Battery-Applicability for Vehicle Propulsion, *Journal of the Electrochemical Society* **125(8)** (1978) C343.
- [80] H. Nakao, Y. Suzuki, M. Okawa, Zinc-Bromine Battery for the Toyota Ev-30, *Electric Vehicle Developments* **8** (1989) 137-139.

- [81] G. Schauer, *Electric Vehicle with a Zinc-Bromine Battery*, Ostbayerisches Technol. Transfer Inst., 1994, 251-257. <https://books.google.com/books?id=CrzxDR6skBgC&printsec=frontcover#v=onepage&q&f=false>
- [82] D. H. Swan, B. Dickinson, M. Arikara, M. Prabhu, *Construction and Performance of a High Voltage Zinc Bromine Battery in an Electric Vehicle*, *Proceedings of the 10th Annual Battery Conference on Applications and Advances*, IEEE, Piscataway, NJ, United States ; Long Beach, CA, USA, 1995, p. 135-140. <https://ieeexplore.ieee.org/document/398493>
- [83] G. Tomazic, Zinc-Bromine Systems for Ev-Batteries-Advances and Future Outlook, *ECS Proceedings* 96-14 (1996) 212-220. ISSN: 01616374
- [84] F. G. Will, *Zinc-Bromine Battery: Possible Candidate for Electric Vehicles and Load Leveling*, *Proc Intersoc Energy Convers Eng Conf 12th*, ANS (IEEE Cat n 77CH12633 ENERGY), La Grange Park, Ill ; Washington, DC, USA, 1977, p. 250-255. <https://ui.adsabs.harvard.edu/abs/1977iece.conf..250W/abstract>
- [85] J. P. Zagrodnik, M. D. Eskra, Zinc/Bromine Powered Electric Vehicle, *Electric Vehicle Developments* **7** (1988) 83-84. <https://ui.adsabs.harvard.edu/abs/1987iece.conf.1039Z/abstract>
- [86] S. Gross, Review of Candidate Batteries for Electric Vehicles, *Energy Conversion* **15** (1972) 95-112. [https://doi.org/10.1016/0013-7480\(76\)90021-8](https://doi.org/10.1016/0013-7480(76)90021-8)
- [87] F. G. Will, H. S. Spacil, Performance Analysis of Zinc-Bromine Batteries in Vehicle and Utility Applications, *Journal of Power Sources* **5** (1980) 173-188. [https://doi.org/10.1016/0378-7753\(80\)80105-4](https://doi.org/10.1016/0378-7753(80)80105-4)
- [88] D. H. Swan, B. Dickinson, M. Arikara, G. Tomazic, *Demonstration of a Zinc Bromine Battery in an Electric Vehicle*, *Proceedings of the 9th Annual Battery Conference on Applications and Advances*, Publ by IEEE, Piscataway, NJ, United States ; Long Beach, CA, USA, 1994, p. 104-109. <https://doi.org/10.1109/62.282513>
- [89] R. J. Bellows, P. Grimes, H. Einstein, E. Kantner, P. Malachesky, K. Newby, Zinc-Bromine Battery Design for Electric Vehicles, *IEEE Transactions on Vehicular Technology* **32** (1983) 26-32. <https://doi.org/10.1109/t-vt.1983.23941>
- [90] P. A. Malachesky, R. J. Bellows, H. Einstein, P. Grimes, E. Kantner, K. Newby, A. Young, *Design and Performance of Bipolar, Flowing Electrolyte Zinc-Bromine Batteries for Electric Vehicles*, *SAE Technical Papers*, SAE International, 1982. <https://doi.org/10.4271/820177>
- [91] P. A. Malachesky, R. J. Bellows, H. E. Einstein, P. G. Grimes, K. R. Newby, A. R. Young, *Design of Bipolar, Flowing Electrolyte Zinc-Bromine Electric Vehicle Battery System*, *SAE Technical Papers*, SAE International, 1983, <https://doi.org/10.4271/830289>
- [92] D. H. Swan, J. T. Guerin, *Design and Vehicle Integration of an Advanced Zinc Bromine Battery*, *Future Transportation Technology Conference and Exposition*, SAE International, Costa Mesa, CA, 1995. <https://doi.org/10.4271/830289>
- [93] R. D. Weaver, *Secondary Lithium-Chlorine Batteries*, *Power Sources Conference*, 1965.
- [94] D. A. Swinkels, Lithium-Chlorine Battery, *Journal of The Electrochemical Society* **113** (1966) 6. <https://doi.org/10.1149/1.2423867>
- [95] D. A. Swinkels, Electrochemical Vehicle Power Plants, *IEEE Spectrum* (1968) 71-77.
- [96] S. Yoshizawa, Z. Takehara, Y. Ito *et al.*, Lithium Alloys-Chlorine Secondary Battery. I. Basic Studies on a Lithium Alloys-Chlorine Secondary Battery Using a Molten Salt as the Electrolyte, *Denki Kagaku* **39** (1971) 834-9.
- [97] M. A. Vorotyntsev, D. V. Konev, Y. V. Tolmachev, Electroreduction of Halogen Oxoanions Via Autocatalytic Redox Mediation by Halide Anions: Novel EC Mechanism. Theory for Stationary 1d Regime, *Electrochimica Acta* **173** (2015) 779-795. <https://doi.org/10.1016/j.electacta.2015.05.099>

- [98] O. A. Goncharova, A. T. Glazkov, K. V. Lizgina, A. A. Piryazev, S. L. Koryakin, D. V. Konev, M. A. Vortyntsev, V. B. Mintsev, Electroreduction of the Bromate Anion on a Microelectrode in Excess Acid: Solution of the Inverse Kinetic Problem, *Doklady Akademii Nauk* **484** (2019) 294-298. <https://doi.org/10.31857/s0869-56524843294-298>
- [99] A. D. Modestov, D. V. Konev, A. E. Antipov, M. A. Vorotyntsev, Hydrogen-Bromate Flow Battery: Can One Reach Both High Bromate Utilization and Specific Power?, *Journal of Solid State Electrochemistry* **23** (2019) 3075-3088. <https://doi.org/10.1007/s10008-019-04371-w>
- [100] K. T. Cho, T. Razaulla, Redox-Mediated Bromate Based Electrochemical Energy System, *Journal of The Electrochemical Society* **166** (2019) A286-A296. <https://doi.org/10.1149/2.0841902jes>.
- [101] Y.-M. Chiang, W. C. Carter, B. H. Ho, M. Duduta, High Energy Density Redox Flow Device. US 2010/0047671 A1
- [102] M. Duduta, B. Ho, V. C. Wood, P. Limthongkul, V. E. Brunini, V. C. Carter, Y.-M. Chiang, Semi-Solid Lithium Rechargeable Flow Battery, *Advanced Energy Materials* **1** (2011) 511-516. <https://doi.org/10.1002/aenm.201100152>
- [103] L. Zhang, X. Wu, W. Qian, H. Zhang, S. Zhang, Lithium Slurry Flow Cell, a Promising Device for the Future Energy Storage, *Green Energy and Environment* **6** (2021) 5-8. <https://doi.org/10.1016/j.gee.2020.09.012>
- [104] *24m Technologies Inc, Private Company Research Reports*, Melbourne, 2022.
- [105] Q. Huang, H. Li, M. Grätzel, Q. Wang, Reversible Chemical Delithiation/Lithiation of LiFePO₄: Towards a Redox Flow Lithium-Ion Battery, *Physical Chemistry Chemical Physics* **15** (2013) 1793-1797. <https://doi.org/10.1039/c2cp44466f>
- [106] M. Moghaddam, S. Sepp, C. Wiberg, A. Bertei, A. Rucci, P. Peljo, Thermodynamics, Charge Transfer and Practical Considerations of Solid Boosters in Redox Flow Batteries, *Molecules* **26** (2021) 2111. <https://doi.org/10.3390/molecules26082111>
- [107] M. C. Argyrou, P. Christodoulides, S. A. Kalogirou, Energy Storage for Electricity Generation and Related Processes: Technologies Appraisal and Grid Scale Applications, *Renewable & Sustainable Energy Reviews* **94** (2018) 804-821. <https://doi.org/10.1016/j.rser.2018.06.044>
- [108] LiFePO₄ Battery Prices from Sinopoly. <http://www.kta-ev.com/default.asp>
- [109] C. Minke, T. Turek, Materials, System Designs and Modelling Approaches in Techno-Economic Assessment of All-Vanadium Redox Flow Batteries – a Review, *Journal of Power Sources* **376** (2018) 66-81. <https://doi.org/10.1016/j.jpowsour.2017.11.058>
- [110] C. Minke, M. A. Dorantes Ledesma, Impact of Cell Design and Maintenance Strategy on Life Cycle Costs of Vanadium Redox Flow Batteries, *Journal of Energy Storage* **21** (2019) 571-580. <https://doi.org/10.1016/j.est.2018.12.019>
- [111] S. Weber, J. F. Peters, M. Baumann, M. Weil, Life Cycle Assessment of a Vanadium Redox Flow Battery, *Environmental Science and Technology* **52** (2018) 10864-10873. <https://doi.org/10.1021/acs.est.8b02073>
- [112] J. Gouveia, A. Mendes, R. Monteiro, T. M. Mata, N. S. Caetano, A. A. Martins, Life Cycle Assessment of a Vanadium Flow Battery, *Energy Reports* **6** (2020) 95-101. <https://doi.org/10.1016/j.egyr.2019.08.025>
- [113] F. Rossi, M. L. Parisi, S. Greven, R. Basosi, A. Sinicropi, Life Cycle Assessment of Classic and Innovative Batteries for Solar Home Systems in Europe, *Energies* **13** (2020) 3454. <https://doi.org/10.3390/en13133454>
- [114] K. E. Rodby, T. J. Carney, Y. A. Gandomi, J. L. Barton, R. M. Darling, F. R. Brushett, Assessing the Levelized Cost of Vanadium Redox Flow Batteries with Capacity Fade and Rebalancing, *Journal of Power Sources* **460** (2020) 227958. <https://doi.org/10.1016/j.jpowsour.2020.227958>

- [115] J. Helber Vinco, A. E. E. da Cunha Domingos, D. C. R. Espinosa, J. A. Soares Tenório, M. P. Galluzzi Baltazar, Unfolding the Vanadium Redox Flow Batteries: An In-depth Perspective on Its Components and Current Operation Challenges, *Journal of Energy Storage* **43** (2021) 103180. <https://doi.org/10.1016/j.est.2021.103180>
- [116] X. Z. Yuan, C. Song, A. Platt, N. Zhao, H. Wang, H. Li, K. Fatih, D. Jang, A Review of All-Vanadium Redox Flow Battery Durability: Degradation Mechanisms and Mitigation Strategies, *International Journal of Energy Research* **43** (2019) 6599-6638. <https://doi.org/10.1002/er.4607>
- [117] B. E. Gaddy, V. Sivaram, T. B. Jones, L. Wayman, Venture Capital and Cleantech: The Wrong Model for Energy Innovation, *Energy Policy* **102** (2017) 385-395. <https://doi.org/10.1016/j.enpol.2016.12.035>
- [118] S. Bose, G. Dong, A. Simpson, *Financing Clean Technology Innovation and the Transition to Renewable Energy*, Palgrave, Basingstoke, 2019, p. 339-368. https://doi.org/10.1007/978-3-030-05624-7_14
- [119] A. Goldstein, C. Dobliger, E. Baker, L. Díaz Anadón, Patenting and Business Outcomes for Cleantech Startups Funded by the Advanced Research Projects Agency-Energy, *Nature Energy* **5** (2020) 803-810. <https://doi.org/10.1038/s41560-020-00683-8>
- [120] C. C. Niemann, P. Dickel, G. Eckardt, The Interplay of Corporate Entrepreneurship, Environmental Orientation, and Performance in Clean-Tech Firms—a Doubled-Edged Sword, *Business Strategy and the Environment* **29** (2020) 180-196. <https://doi.org/10.1002/bse.2357>
- [121] P. D. Hegeman, R. Sørheim, Why Do They Do It? Corporate Venture Capital Investments in Cleantech Startups, *Journal of Cleaner Production* **294** (2021) 126315. <https://doi.org/10.1016/j.jclepro.2021.126315>
- [122] R. Owen, G. Brennan, F. Lyon, T. Harrer, Financing Cleantech Sme Innovation: Setting an Agenda, *IEEE Transactions on Engineering Management* **68** (2021) 1168-1172. <https://doi.org/10.1109/TEM.2020.3005702>
- [123] J. Cailou, L. DeHai, Does Venture Capital Stimulate the Innovation of China's New Energy Enterprises?, *Energy* **244** (2022) 122704. <https://doi.org/10.1016/j.energy.2021.122704>
- [124] R. Yan, Q. Wang, Redox-Targeting-Based Flow Batteries for Large-Scale Energy Storage, *Advanced Materials* **30** (2018) 1802406. <https://doi.org/10.1002/adma.201802406>
- [125] Q. Wang, S. M. Zakeeruddin, D. Wang, I. Exnar, M. Grätzel, Redox Targeting of Insulating Electrode Materials: A New Approach to High-Energy-Density Batteries, *Angewandte Chemie International Edition* **45** (2006) 8197-8200. <https://doi.org/10.1002/anie.200602891>
- [126] Y. G. Zhu, Y. Du, C. Jia, M. Zhou, L. Fan, X. Wang, Q. Wang, Unleashing the Power and Energy of LiFePO₄-Based Redox Flow Lithium Battery with a Bifunctional Redox Mediator, *Journal of the American Chemical Society* **139** (2017) 6286-6289. <https://doi.org/10.1021/jacs.7b01146>
- [127] G. Li, L. Yang, X. Jiang, T. Zhang, H. Lin, Q. Yao, J. Y. Lee, A Multi-Electron Redox Mediator for Redox-Targeting Lithium-Sulfur Flow Batteries, *Journal of Power Sources* **378** (2018) 418-422. <https://doi.org/10.1016/j.jpowsour.2017.11.066>
- [128] M. Zhou, Q. Huang, T. N. Pham Truong, J. Ghilane, Y. G. Zhu, C. Jia, R. Yan, L. Fan, H. Randriamahazaka, Q. Wang, Nernstian-Potential-Driven Redox-Targeting Reactions of Battery Materials, *Chem* **3** (2017) 1036-1049. <https://doi.org/10.1016/j.chempr.2017.10.003>
- [129] *McMaster-Carr Catalogue*, Item Number 1109k1, 2022. <https://www.mcmaster.com/catalog/128/810> (accessed September 14, 2022)

- [130] C. A. Lundgren, K. Xu, T. R. Jow, J. Allen, S. S. Zhang, *Lithium-Ion Batteries and Materials, Springer Handbooks*, Springer, 2017, p. 449-494. https://doi.org/10.1007/978-3-662-46657-5_15
- [131] C. Jia, Q. Wang, *Redox Flow Lithium Batteries: Toward Higher Energy Density*, in *Redox Flow Batteries: Fundamentals and Applications*, CRC Press, 2017, pp. 403-420. <https://doi.org/10.1201/9781315152684>
- [132] F. Zhang, S. Huang, X. Wang, C. Jia, Y. Du, Q. Wang, Redox-Targeted Catalysis for Vanadium Redox-Flow Batteries, *Nano Energy* **52** (2018) 292-299. <https://doi.org/10.1016/j.nanoen.2018.07.058>
- [133] J. Peng, N. M. Cantillo, Y. Xiao, K. McKensie Nelms, L. S. Roberts, G. Goenaga, A. Imel, B. A. Barth, M. Dadmun, D. G. Hayes, T. Zawodzinski, Decoupling Conductivity and Solubility in Electrolytes Using Microemulsions, *Journal of The Electrochemical Society* **168** (2021) 080502. <https://doi.org/10.1149/1945-7111/ac180b>
- [134] B. A. Barth, A. Imel, K. McKensie Nelms, G. A. Goenaga, T. Zawodzinski, Microemulsions: Breakthrough Electrolytes for Redox Flow Batteries, *Frontiers in Chemistry* **10** (2022) 831200. <https://doi.org/10.3389/fchem.2022.831200>
- [135] Q. Huang, Q. Wang, Next-Generation, High-Energy-Density Redox Flow Batteries, *ChemPlusChem* **80** (2015) 312-322. <https://doi.org/10.1002/cplu.201402099>
- [136] H. Ye, J. Sun, X. F. Lim, Y. Zhao, J. Y. Lee, Mediator-Assisted Catalysis of Polysulfide Conversion for High-Loading Lithium-Sulfur Batteries Operating under the Lean Electrolyte Condition, *Energy Storage Materials* **38** (2021) 338-343. <https://doi.org/10.1016/j.ensm.2021.03.023>
- [137] H. Ye, J. Sun, Y. Zhao, J. Y. Lee, An Integrated Approach to Improve the Performance of Lean-Electrolyte Lithium-Sulfur Batteries, *Journal of Energy Chemistry* **67** (2022) 585-592. <https://doi.org/10.1016/j.jechem.2021.11.004>
- [138] C. W. Anson, S. S. Stahl, Mediated Fuel Cells: Soluble Redox Mediators and Their Applications to Electrochemical Reduction of O₂ and Oxidation of H₂, Alcohols, Biomass, and Complex Fuels, *Chemical Reviews* **120** (2020) 3749-3786. <https://doi.org/10.1021/acs.chemrev.9b00717>
- [139] Y. V. Tolmachev, M. A. Vorotyntsev, Fuel Cells with Chemically Regenerative Redox Cathodes, *Russian Journal of Electrochemistry* **50** (2014) 403-411. <https://doi.org/10.1134/S1023193514020050>
- [140] H. Park, J. J. Ree, K. Kim, Identification of Promising Patents for Technology Transfers Using Triz Evolution Trends, *Expert Systems with Applications* **40** (2013) 736-743. <https://doi.org/10.1016/j.eswa.2012.08.008>.
- [141] J. F. Martin, *The Myth of the 18-Month Delay in Publishing Patent Applications*, IP Watchdog, 2015.
- [142] I. Exnar, Q. Wang, M. Grätzel, S. M. Zakeeruddin, L. Kavan, (High Power Lithium SA, Dow Global Technologies LLS), WO2007116363.
- [143] Pitchbook: High Power Lithium, <https://pitchbook.com/profiles/company/57351-79>.
- [144] Q. Wang, N. Evans, S. M. Zakeeruddin, I. Exnar, M. Grätzel, Molecular Wiring of Insulators: Charging and Discharging Electrode Materials for High-Energy Lithium-Ion Batteries by Molecular Charge Transport Layers, *Journal of the American Chemical Society* **129** (2007) 3163-3167. <https://doi.org/10.1021/ja066260j>
- [145] I. Exnar, Q. Wang, M. Gratzel, S. M. Zakeeruddin, L. M. Kavan, (High Power Lithium ; Dow Global Technologies LLC), US 20090176162: Lithium Rechargeable Electrochemical Cell.
- [146] Q. Wang, N. Evans, S. M. Zakeeruddin , P. Péchy, I. Exnar, M. Grätzel, High Energy Lithium Batteries by Molecular Wiring and Targeting Approaches, *Journal of Power Sources* **174** (2007) 408-413. <https://doi.org/10.1016/j.jpowsour.2007.06.202>

- [147] D. Spacek, *Switzerland Launches Revision of Federal Act on Patents*, Lexology, 2021.
- [148] Q. Wang, S. M. Zakeeruddin, D. Y. Wang, I. Exnar, M. Grätzel, Redox Targeting of Insulating Electrode Materials: A New Approach to High-Energy-Density Batteries, *Angewandte Chemie-International Edition* **45** (2006) 8197-8200.
<https://doi.org/10.1002/anie.200602891>
- [149] W. Qing, H. Qizhao, (National University of Singapore), US 20140178735: Redox Flow Battery System.
- [150] F. Pan, J. Yang, Q. Huang, X. Wang, H. Huang, Q. Wang, Redox Targeting of Anatase TiO₂ for Redox Flow Lithium-Ion Batteries, *Advanced Energy Materials* **4** (2014) 1400567.
<https://doi.org/10.1002/aenm.201400567>
- [151] J. R. Jennings, Q. Huang, Q. Wang, Kinetics of Li_xFePO₄ Lithiation/Delithiation by Ferrocene-Based Redox Mediators: An Electrochemical Approach, *Journal of Physical Chemistry C* **119** (2015) 17522-17528. <https://doi.org/10.1021/acs.jpcc.5b03561>
- [152] C. K. Jia, F. Pan, Y. G. Zhu, Q. Huang, L. Lu, Q. Wang, High-Energy Density Nonaqueous All Redox Flow Lithium Battery Enabled with a Polymeric Membrane, *Science Advances* **1** (2015) e1500886. <https://doi.org/10.1126/sciadv.1500886>
- [153] Y. Linlin, L. Wenjun, H. Hao *et al.*, (Fudan University, Shanghai Electric Group Corp), CN 105206856: Novel Lithium Ion Flow Cell.
- [154] F. Pan, Q. Wang, Redox Species of Redox Flow Batteries: A Review, *Molecules* **20** (2015) 20499-20517. <https://doi.org/10.3390/molecules201119711>
- [155] Q. Huang, H. Li, M. Grätzel, Q. Wang, Reversible Chemical Delithiation/Lithiation of LiFePO₄: Towards a Redox Flow Lithium-Ion Battery, *Physical Chemistry Chemical Physics* **15** (2013) 1793-1797. <https://doi.org/10.1039/C2CP44466F>
- [156] J. Li, L. Yang, S. Yang, J. Y. Lee, The Application of Redox Targeting Principles to the Design of Rechargeable Li-S Flow Batteries, *Advanced Energy Materials* **5** (2015) 1501808.
<https://doi.org/10.1002/aenm.201501808>
- [157] A. Garsuch, D. Aurbach, R. Elazari, G. Salitra, S. Meini, (Technische Universitaet Muenchen), WO 201544829: Use of Redox Mediators as Additives in Electrolytes of Lithium Sulfur Batteries.
- [158] S. Meini, R. Elazari, A. Rosenman, A. Garsuch, D. Aurbach, The Use of Redox Mediators for Enhancing Utilization of Li₂S Cathodes for Advanced Li-S Battery Systems, *Journal of Physical Chemistry Letters* **5** (2014) 915-918. <https://doi.org/10.1021/jz500222f>
- [159] H. Nobuhiko, (Panasonic), US 10529997: Redox Flow Battery Including Permeation Preventer for Retaining Insoluble Active Material in Electrolytic Solution Container.
- [160] B. A. Helms, P. D. Frischmann, Y.-M. Chiang, F. Y. Fan, S. E. Doris, L. C. H. Gerber, (University of California, Massachusetts Institute of Technology), US 10727488: Redox Mediators for Metal-Sulfur Batteries.
- [161] T. M. Anderson, N. Hudak, C. Staiger, H. Pratt, (Sandia Corporation), US 9548509: Polyoxometalate Active Charge-Transfer Material for Mediated Redox Flow Battery.
- [162] Y. Zhao, Y. Ding, Y. Li, L. Peng, H. Ryung Byon, J. B. Goodenough, G. Yu, A Chemistry and Material Perspective on Lithium Redox Flow Batteries Towards High-Density Electrical Energy Storage, *Chemical Society Reviews* **44** (2015) 7968-7996.
<https://doi.org/10.1039/c5cs00289c>
- [163] N. Honami, (Panasonic), US 10658693: Flow Battery.
- [164] N. Honami, (Panasonic), US 10797337: Flow Battery.
- [165] N. Honami, O. Yu, (Panasonic), US 10873101: Flow Battery.
- [166] N. Honami, O. Yu, (Panasonic), US 10547077: Flow Battery.
- [167] F. Masahisa, (Panasonic), US 11018364: Flow Battery.
- [168] F. Masahisa, I. Shuji, (Panasonic), US 20190058208: Flow Battery.

- [169] N. Honami, (Panasonic), JP 2019003875: Flow Battery.
- [170] N. Honami, (Panasonic), US 10727505: Flow Battery That Includes Liquid Containing Mediator.
- [171] N. Honami, O. Yu, (Panasonic), US 11211618: Flow Battery That Includes Liquid Containing Mediator.
- [172] A. Shinji, (Panasonic), US 10985425: Flow Battery Containing Lithium Ion Conductor.
- [173] I. Shuji, F. Masahisa, (Panasonic), US 10930951: Flow Battery That Includes Active Material.
- [174] O. Yu, (Panasonic), US 10727506: Flow Battery That Includes Redox Mediator.
- [175] O. Yu, (Panasonic), US 10541435: Flow Battery That Includes Redox Mediator.
- [176] O. Yu, (Panasonic), US 10629910: Flow Battery That Includes Redox Mediator.
- [177] N. Honami, (Panasonic), US 11094957: Flow Battery [Half-Cell Data].
- [178] S. Honami, (Panasonic), US 11264632: Flow Battery [Half-Cell Data].
- [179] F. Masahisa, I. Shuji, O. Yu *et al.*, (Panasonic), US 20210280890: Redox Flow Battery.
- [180] I. Shuji, F. Masahisa, K. Haruko *et al.*, (Panasonic), US 11239482: Flow Battery.
- [181] I. Shuji, F. Masahisa, S. Honami *et al.*, (Panasonic), US 20200350608: Flow Battery [Exper.Data].
- [182] O. Yu, I. Shuji, O. Yuka, (Panasonic), US 20210280889: Redox Flow Battery.
- [183] O. Yuka, A. Shinji, S. Sho, (Panasonic), US 10833346: Flow Battery.
- [184] Q. Huang, J. Yang, C. B. Ng, C. Jia, Q. Wang, A Redox Flow Lithium Battery Based on the Redox Targeting Reactions between LiFePO_4 and Iodide, *Energy and Environmental Science* **9** (2016) 917-921. <https://doi.org/10.1039/c5ee03764f>
- [185] A. K. Sharma, E. Birgersson, F. Pan, Q. Wang, Analysis of a Validated Mathematical Model for a Redox-Flow Lithium Ion Battery System, *Electrochimica Acta* **247** (2017) 183-192. <https://doi.org/10.1016/j.electacta.2017.05.142>
- [186] C. Jia, Q. Wang, Chapter 12. Redox Flow Lithium Batteries: Toward Higher Energy Density Redox Flow Batteries: Fundamentals and Applications, H. Zhang, X. Li, J. Zhang Eds., CRC Press, 2017, p. 403-420. <https://doi.org/10.1201/9781315152684>
- [187] A. K. Sharma, E. Birgersson, F. Pan, Q. Wang, Mathematical Modeling and Experiments of a Half-Cell Redox Flow Lithium Ion Battery System, *Electrochimica Acta* **204** (2016) 1-8. <https://doi.org/10.1016/j.electacta.2016.03.072>
- [188] R. Yan, L. Liu, H. Zhao, Y. G. Zhu, C. Jia, M. Han, Q. Wang, A TCO-Free Prussian Blue-Based Redox-Flow Electrochromic Window, *Journal of Materials Chemistry C* **4** (2016) 8997-9002. <https://doi.org/10.1039/c6tc03330j>
- [189] M. Zhou, Q. Huang, T. N. Pham Truong, J. Ghilane, Y. G. Zhu, C. Jia, R. Yan, L. Fan, H. Randriamahazaka, Q. Wang, Nernstian-Potential-Driven Redox-Targeting Reactions of Battery Materials, *Chem* **3** (2017) 1036-1049. <https://doi.org/10.1016/j.chempr.2017.10.003>
- [190] F. Zhang, S. Huang, X. Wang, C. Jia, Y. Du, Q. Wang, Redox-Targeted Catalysis for Vanadium Redox-Flow Batteries, *Nano Energy* **52** (2018) 292-299. <https://doi.org/10.1016/j.nanoen.2018.07.058>
- [191] L. Yang, J. Zeng, B. Ding, C. Xu, J. Y. Lee, Lithium Salt Inclusion as a Strategy for Improving the Li^+ Conductivity of Nafion Membranes in Aprotic Systems, *Advanced Materials Interfaces* **3** (2016) 1600660. <https://doi.org/10.1002/admi.201600660>
- [192] R. Yan, Q. Wang, Redox-Targeting-Based Flow Batteries for Large-Scale Energy Storage, *Advanced Materials (Weinheim, Ger.)* **30** (2018) 1802406. <https://doi.org/10.1002/adma.201802406>
- [193] R. Yan, J. Ghilane, K. Chai Phuah, T. N. Pham Truong, S. Adams, H. Randriamahazaka, Q. Wang, Determining Li^+ -Coupled Redox Targeting Reaction Kinetics of Battery Materials with

- Scanning Electrochemical Microscopy, *Journal of Physical Chemistry Letters* **9** (2018) 491-496. <https://doi.org/10.1021/acs.jpcclett.7b03136>
- [194] F. Pan, Y. G. Zhu, Q. Wang, *Redox Flow Lithium Batteries*, in *Recent Advances in Energy Storage Materials and Devices*, L. Lu, N. Hu, Eds., Materials Research Forum Llc, Millersville, 2017, pp. 185-206. <https://doi.org/10.21741/9781945291272-8>.
- [195] F. Pan, J. Yang, C. Jia, H. Li, Q. Wang, Biphenyl-Lithium-Tegdme Solution as Anolyte for High Energy Density Non-Aqueous Redox Flow Lithium Battery, *Journal of Energy Chemistry* **27** (2018) 1362-1368. <https://doi.org/10.1016/j.jechem.2018.04.008>
- [196] F. Pan, Q. Huang, H. Huang, Q. Wang, High-Energy Density Redox Flow Lithium Battery with Unprecedented Voltage Efficiency, *Chemistry of Materials* **28** (2016) 2052-2057. <https://doi.org/10.1021/acs.chemmater.5b04558>
- [197] J. Li, L. Yang, B. Yuan, G. Li, J. Y. Lee, Combined Mediator and Electrochemical Charging and Discharging of Redox Targeting Lithium-Sulfur Flow Batteries, *Materials Today Energy* **5** (2017) 15-21. <https://doi.org/10.1016/j.mtener.2017.04.006>
- [198] Q. Huang, Q. Wang, Redox-Assisted Li⁺-Storage in Lithium-Ion Batteries, *Chinese Physics B* **25** (2016) 018213. <https://doi.org/10.1088/1674-1056/25/1/018213>
- [199] L. Fan, C. Jia, Y. G. Zhu, Q. Wang, Redox Targeting of Prussian Blue: Toward Low-Cost and High Energy Density Redox Flow Battery and Solar Rechargeable Battery, *ACS Energy Letters* **2** (2017) 615-621. <https://doi.org/10.1021/acseenergylett.6b00667>
- [200] W. Qing, Y. Juezhi, F. Li, (National University of Singapore), WO 2019245461: An Aqueous Redox Flow Battery.
- [201] W. Qing, J. Chuankun, H. Songpeng, (National University of Singapore), WO 201954947: A Condensed Phase Aqueous Redox Flow Battery.
- [202] J. Ostrander, R. Younesi, R. Mogensen, High Voltage Redox-Meditated Flow Batteries with Prussian Blue Solid Booster, *Energies (Basel, Switz.)* **14** (2021) 7498. <https://doi.org/10.3390/en14227498>
- [203] E. Zanzola, C. R. Dennison, A. Battistel, P. Peljo, H. Vrubel, V. Amstutz, H. H. Girault, Redox Solid Energy Boosters for Flow Batteries: Polyaniline as a Case Study, *Electrochimica Acta* **235** (2017) 664-671. <https://doi.org/10.1016/j.electacta.2017.03.084>
- [204] J. Lee, J. Tshishimbi Muya, H. Chung, J. Chang, Unraveling V(V)-V(IV)-V(III)-V(II) Redox Electrochemistry in Highly Concentrated Mixed Acidic Media for a Vanadium Redox Flow Battery: Origin of the Parasitic Hydrogen Evolution Reaction, *ACS Applied Materials and Interfaces* **11** (2019) 42066-42077. <https://doi.org/10.1021/acsami.9b12676>
- [205] I. Kroner, M. Becker, T. Turek, Determination of Rate Constants and Reaction Orders of Vanadium-Ion Kinetics on Carbon Fiber Electrodes, *ChemElectroChem* **7** (2020) 4314-4325. <https://doi.org/10.1002/celec.202001033>
- [206] N. Roznyatovskaya, J. Noack, K. Pinkwart, J. Tübke, Aspects of Electron Transfer Processes in Vanadium Redox-Flow Batteries, *Current Opinion in Electrochemistry* **19** (2020) 42-48. <https://doi.org/10.1016/j.coelec.2019.10.003>
- [207] L. K. Fa, Z. Qihao, C. Qiang, *Design, Assembly and Performance Evaluation of Lithium-Sulfur Flow Batteries Based on Redox Targeting*, *The 3rd National Conference on New Energy and Chemical Materials And the National Symposium on Energy Conversion and Storage Materials*, The Committee of New Chemical Materials of The Chinese Chemical Industry Society, Jiangsu Suzhou, China, 2018, p. 1.
- [208] L. K. Fa, Z. Qihao, R. Changwei, *Design, Assembly and Performance Evaluation of Lithium-Sulfur Flow Batteries Based on Redox Targeting*, *2019 4th National Conference on New Energy and Chemical Materials And National Symposium on Energy Conversion and Storage Materials*, Dalian, Liaoning, China, 2019, p. 1.

- [209] M. Park, J. Ryu, W. Wang, J. Cho, Material Design and Engineering of Next-Generation Flow-Battery Technologies, *Nature Reviews Materials* **2** (2017) 16080. <https://doi.org/10.1038/natrevmats.2016.80>
- [210] J. Z. Yu, X. Wang, M. Y. Zhou, Q. Wang, A Redox Targeting-Based Material Recycling Strategy for Spent Lithium Ion Batteries, *Energy & Environmental Science* **12** (2019) 2672-2677. <https://doi.org/10.1039/c9ee01478k>
- [211] E. Schröter, C. Stolze, A. Saal, K. Schreyer, M. D. Hager, U. S. Schubert, All-Organic Redox Targeting with a Single Redox Moiety: Combining Organic Radical Batteries and Organic Redox Flow Batteries, *ACS Applied Materials & Interfaces* **14** (2022) 6638-6648. <https://doi.org/10.1021/acsami.1c21122>
- [212] J. Z. Yu, M. Salla, H. Zhang, Y. Ji, F. Zhang, M. Zhou, Q. Wang, A Robust Anionic Sulfonated Ferrocene Derivative for Ph-Neutral Aqueous Flow Battery, *Energy Storage Materials* **29** (2020) 216-222. <https://doi.org/10.1016/j.ensm.2020.04.020>
- [213] M. Zhou, Y. Chen, M. Salla, H. Zhang, X. Wang, S. Reddy Mothe, Q. Wang, Single-Molecule Redox-Targeting Reactions for a pH-Neutral Aqueous Organic Redox Flow Battery, *Angewandte Chemie-International Edition* **132** (2020) 14286-14291. <https://doi.org/10.1002/anie.202004603>
- [214] T. Pérez, F. Zhang, M. Á. Muñoz, L. Lubian, S. Xi, R. Sanz, Q. Wang, J. Palma, E. Ventosa, The Redox-Mediated Nickel-Metal Hydride Flow Battery, *Advanced Energy Materials* **12** (2022) 2102866. <https://doi.org/10.1002/aenm.202102866>
- [215] K. Itaya, I. Uchida, V. D. Neff, Electrochemistry of Polynuclear Transition Metal Cyanides: Prussian Blue and Its Analogues, *Accounts of Chemical Research* **19** (1986) 162-168. <https://doi.org/10.1021/ar00126a001>
- [216] Y. Chen, M. Zhou, Y. Xia, X. Wang, Y. Liu, Y. Yao, H. Zhang, Y. Li, S. Lu, W. Qin, X. Wu, Q. Wang, A Stable and High-Capacity Redox Targeting-Based Electrolyte for Aqueous Flow Batteries, *Joule* **3** (2019) 2255-2267. <https://doi.org/10.1016/j.joule.2019.06.007>
- [217] W. Qing, C. Yan, (National University of Singapore), WO 2020204830: A Redox Flow Battery.
- [218] M. Zhou, Y. Chen, Q. Zhang, S. Xi, J. Yu, Y. Du, Y.-S. Hu, Q. Wang, Na₃V₂(PO₄)₃ as the Sole Solid Energy Storage Material for Redox Flow Sodium-Ion Battery, *Advanced Energy Materials* **9** (2019) 1901188. <https://doi.org/10.1002/aenm.201901188>
- [219] Y. Cheng, X. Wang, S. Huang, W. Samarakoon, S. Xi, Y. Ji, H. Zhang, F. Zhang, Y. Du, Z. Feng, S. Adams, Q. Wang, Redox Targeting-Based Vanadium Redox-Flow Battery, *ACS Energy Letters* **4** (2019) 3028-3035. <https://doi.org/10.1021/acsenenergylett.9b01939>
- [220] L. Li, S. Kim, Z. Yang *et al.*, (Battelle Memorial Inst), US2012077079A1
- [221] L. Li, S. Kim, Z. Yang *et al.*, (Battelle Memorial Inst), US105823.
- [222] L. Li, S. Kim, W. Wang, M. Vijayakumar, Z. Nie, B. Chen, J. Zhang, G. Xia, J. Hu, G. Graff, J. Liu, Z. Yang, A Stable Vanadium Redox-Flow Battery with High Energy Density for Large-Scale Energy Storage, *Advanced Energy Materials* **1** (2011) 394-400. <https://doi.org/10.1002/aenm.201100008>
- [223] T. Pérez, A. Martínez-Cuezva, J. Palma, E. Ventosa, Mediated Alkaline Flow Batteries: From Fundamentals to Application, *ACS Applied Energy Materials* **2** (2019) 8328-8336. <https://doi.org/10.1021/acsaem.9b01826>
- [224] J. F. Vivo-Vilches, A. Nadeina, N. Rahbani, V. Seznec, D. Larcher, E. Baudrin, LiFePO₄-ferri/ferrocyanide redox targeting aqueous polysolite: Set-up, efficiency and kinetics, *Journal of Power Sources* **488** (2021) 229387. <https://doi.org/10.1016/j.jpowsour.2020.229387>
- [225] D. Gupta, C. Cai, G. M. Koenig, Comparative Analysis of Chemical Redox between Redox Shuttles and a Lithium-Ion Cathode Material *via* Electrochemical Analysis of Redox Shuttle Conversion, *Journal of The Electrochemical Society* **168** (2021) 050546. <https://doi.org/10.1149/1945-7111/ac0068>

- [226] D. Kim, M. S. Sanford, T. P. Vaid, A. J. McNeil, A Nonaqueous Redox-Matched Flow Battery with Charge Storage in Insoluble Polymer Beads, *Chemistry - A European Journal* **28** (2022) e202200149. <https://doi.org/10.1002/chem.202200149>
- [227] X. Zheng, Y. Wang, Y. Xu, T. Ahmad, Y. Yuan, J. Sun, R. Luo, M. Wang, M. Chuai, N. Chen, T. Jiang, S. Liu, W. Chen, Boosting Electrolytic MnO₂-Zn Batteries by a Bromine Mediator, *Nano Letters* **21** (2021) 8863-8871. <https://doi.org/10.1021/acs.nanolett.1c03319>
- [228] Y. Zhou, G. Cong, H. Chen, N.-C. Lai, Y.-C. Lu, A Self-Mediating Redox Flow Battery: High-Capacity Polychalcogenide-Based Redox Flow Battery Mediated by Inherently Present Redox Shuttles, *ACS Energy Letters* **5** (2020) 1732-1740. <https://doi.org/10.1021/acsenergylett.0c00611>
- [229] J. Ye, L. Xia, C. Wu, M. Ding, C. Jia, Q. Wang, Redox Targeting-Based Flow Batteries, *Journal of Physics D* **52** (2019) 443001. <https://doi.org/10.1088/1361-6463/ab3251>
- [230] T. -N. Pham-Truong, Q. Wang, J. Ghilane, H. Randriamahazaka, Recent Advances in the Development of Organic and Organometallic Redox Shuttles for Lithium-Ion Redox Flow Batteries, *ChemSusChem* **13** (2020) 2142-2159. <https://doi.org/10.1002/cssc.201903379>
- [231] X. Wang, M. Zhou, F. Zhang, H. Zhang, Q. Wang, Redox Targeting of Energy Materials, *Current Opinion in Electrochemistry* **29** (2021) 100743. <https://doi.org/10.1016/j.coelec.2021.100743>
- [232] F. Zhang, M. Gao, S. Huang, H. Zhang, X. Wang, L. Liu, M. Han, Q. Wang, Redox Targeting of Energy Materials for Energy Storage and Conversion, *Advanced Materials (Weinheim, Ger.)* **34** (2021) 2104562. <https://doi.org/10.1002/adma.202104562>
- [233] J. M. Gitlin, *Tesla Made \$1.6 Billion in Q3, Is Switching to LFP Batteries Globally: The Lithium Iron Phosphate Cells Are Less Energy-Dense but Much Longer-Lived.*, Arstechnica, 2021, <https://arstechnica.com/cars/2021/10/tesla-made-1-6-billion-in-q3-is-switching-to-lfp-batteries-globally/>
- [234] J. Voelcker, Tesla Model 3, Model Y Got New Battery Chemistry, and Here's What It Means, *Car and Driver*, 2021. <https://www.caranddriver.com/news/a38414682/tesla-new-cheaper-battery/> (accessed September 14, 2022)
- [235] *Tesla's Musk Hints of Battery Capacity Jump Ahead of Industry Event.* CNBC-Reuters, 2020-08-25. <https://www.reuters.com/article/us-tesla-batteries/teslas-musk-hints-of-battery-capacity-jump-ahead-of-industry-event-idUSKBN25LOMC>
- [236] G. Crabtree, E. Kócs, L. Trahey, The Energy-Storage Frontier: Lithium-Ion Batteries and Beyond, *MRS Bulletin* **40** (2015) 1067-1076. <https://doi.org/10.1557/mrs.2015.259>
- [237] M. F. R. Dominko, T. Otuszewski, S. Perraud, C. Punckt, J.-M. Tarascon, T. Vegge, M. Winter, *Battery 2030+ – a Long Term-Roadmap for Forward Looking Battery Research in Europe*, K. Edström, S. Perraud Eds., 2020. <https://battery2030.eu/research/roadmap/>
- [238] F. Lambert, *Tesla Is Already Using Cobalt-Free LFP Batteries in Half of Its New Cars Produced*, 2022.
- [239] M. Stock, W. G. Stock, Intellectual Property Information. A Case Study of Questel-Orbit, *Information Services and Use* **25** (2005) 163-180. <https://doi.org/10.3233/isu-2005-253-404>